



GANADORES DE YARDAS



No. 22 ANDREW MURPHY
PREPARATORIA 22



No. 21 RAFAEL MARTINEZ
PREPARATORIA 16



No. 20 JULIO C. PEREZ
PREPARATORIA 1

GANADORES DE YARDAS PROMEDIO




No. 7 GUSTAVO PAEZ
U. DE M.

ANOTADORES



No. 40 JAVIER CERVANTES
PREPARATORIA 16



No. 11 MARTIN RODRIGUEZ
U. DE M.


PASADORES



No. 10 ALEJANDRO MATA
PREPARATORIA 8



No. 5 VICTOR SARMIENTO
PREPARATORIA 1



No. 15 ALEJANDRO AYALA
PREPARATORIA 16

RECEPTORES



No. 89 JUAN RUIZ
ATENEO FUENTE



No. 88 JOSE G. ROJAS
C. E. U.

LIGA INTERMEDIA U.A.N.L. OTOÑO 1982

MEJORES JUGADORES "PREPARATORIAS"

MAXIMOS GANADORES DE YARDAS

| No. | Nombre | Equipo | VC | YG | YP | YN | PROM | TD | PTS |
|-----|-----------------|-----------|----|-----|----|-----|------|----|-----|
| 22 | ANDREW MURPHY | PREPA #22 | 71 | 516 | 23 | 493 | 6.9 | 5 | 32 |
| 21 | RAFAEL MARTINEZ | PREPA #16 | 58 | 322 | 27 | 278 | 5 | 2 | 12 |
| 20 | JULIO C. PEREZ | PREPA #1 | 22 | 280 | 23 | 257 | 11.0 | 11 | 68 |

VC-veces corridas; YG-yardas ganadas; YP-yardas perdidas; YN-yardas netas; PROM-Promedio; TD-Touchdowns; PTS PUNTOS

MEJORES CORREDORES POR PROMEDIO

| No. | Nombre | Equipo | VC | YG- | YP | YN | PROM | TD | PTS |
|-----|----------------|-----------|----|-----|----|-----|------|----|-----|
| 20 | JULIO C. PEREZ | PREPA #1 | 22 | 200 | 10 | 257 | 11.9 | 11 | 68 |
| 22 | ANDREW MURPHY | PREPA #22 | 71 | 516 | 23 | 493 | 6.9 | 5 | 32 |
| 7 | GUSTAVO PAEZ | U DE M | 42 | 269 | 6 | 263 | 6.2 | 5 | 30 |

VC-veces corridas; YG-yardas ganadas; YP-yardas perdidas; YN-yardas netas; PROM-Promedio; TD-Touchdowns; PTS-Puntos

MAXIMOS ANOTADORES

| No. | Nombre | Equipo | TD | PEP | PEJ | GC | PTS |
|-----|------------------|-----------|----|-----|-----|----|-----|
| 20 | JULIO C. PEREZ | PREPA #1 | 11 | 0 | 1 | 0 | 68 |
| 40 | JAVIER CERVANTES | PREPA #16 | 5 | 6 | 0 | 0 | 36 |
| 11 | MARTIN RODRIGUEZ | U DE M | 5 | 1 | 2 | 0 | 35 |

TD-touchdowns; PEP-puntos extras por patada; PEJ-puntos extras por jugada; GC-goles de campo; PTS-puntos.

MEJORES PASADORES

| No. | Nombre | Equipo | L | C | INT | YG | ML | TD | PTS |
|-----|---------------------|-----------|----|----|-----|-----|----|----|-----|
| 10 | ALEJANDRO MATA | PREPA #8 | 87 | 45 | 3 | 562 | 30 | 9 | 54 |
| 5 | VICTOR M. SARMIENTO | PREPA #1 | 91 | 44 | 3 | 544 | 47 | 5 | 30 |
| 15 | ALEJANDRO AYALA | PREPA #16 | 78 | 27 | 0 | 378 | 35 | 5 | 36 |


L-pases lanzados; C-pases completos; INT-pases interceptados; YG-yardas ganadas; ML-pase más largo; TD-touchdowns; PTS-puntos.

MEJORES RECEPTORES

| No. | Nombre | Equipo | PL | PC | YG | ML | TD | PE | PTS |
|-----|------------------|-----------|----|----|-----|----|----|----|-----|
| 89 | JUAN I. RUIZ | ATENEO | 28 | 17 | 290 | 61 | 0 | 4 | 8 |
| 88 | JAVIER CERVANTES | PREPA #16 | 46 | 19 | 266 | 15 | 5 | 3 | 36 |
| 88 | JOSE GPE. ROJAS | C E U | 19 | 10 | 157 | 30 | 2 | 0 | 12 |

PL-pases lanzados; PC-pases completos; YG-yardas ganadas; ML-pase más largo; TD-touchdowns; PE-puntos extra; PTS-puntos

PATEADORES DE DESPEJE



No. 1 HUMBERTO SOLANO
PREPARATORIA 15



No. 24 LUIS GARCIA
PREPARATORIA 2

REGRESADORES DE DESPEJE



No. 13 JOSE REYNOL ALVAREZ
PREPARATORIA 1



No. 10 FERNANDO GARZA
PREPARATORIA 15

PATEADORES DE KICK OFF



No. 7 MIGUEL A. RODRIGUEZ
PREPARATORIA 22




No. 19 JORGE CAMARGO
PREPARATORIA 8



No. 51 GILBERTO AVILES
PREPARATORIA 1

REGRESADORES DE KICK OFF



No. 20
PREPARATORIA 2



No. 27 HECTOR AGUIRRE
PREPARATORIA 15

PASES INTERCEPTADOS



No. 8 CARLOS MARTINEZ
U. DE M.



No. 20 MARIO FANTINI
ATENEO FUENTE


TACKLEADORES



No. 53 MARCO A. CURZIO
PREPARATORIA 15



No. 42 RAUL BANDA
PREPARATORIA 16



No. 54 CUAUHTEMOC PADRON
PREPARATORIA 7

MEJORES PATEADORES DE DESPEJE

| No. | Nombre | Equipo | VP | YP | ML | PROM |
|-----|------------------|-----------|----|-----|----|------|
| 1 | HUMBERTO SOLANO | PREPA #15 | 20 | 722 | 86 | 36.1 |
| 24 | LUIS F. GARCIA | PREPA #2 | 10 | 360 | 55 | 36 |
| 40 | JAVIER CERVANTES | PREPA #16 | 18 | 598 | 50 | 33.2 |

VP-veces pateadas; YP-yardas pateadas; ML-patada más larga; PROM-promedio.

MEJORES REGRESADORES DE DESPEJE

| No. | Nombre | Equipo | VR | YG | ML | TD | PROM |
|-----|-----------------|-----------|----|-----|----|----|------|
| 13 | JOSE R. ALVAREZ | PREPA #1 | 7 | 116 | 27 | 0 | 16.5 |
| 20 | JULIO C. PEREZ | PREPA #1 | 4 | 58 | 20 | 1 | 14.5 |
| 10 | FERNANDO GARZA | PREPA #15 | 6 | 65 | 25 | 0 | 10.8 |

VR-veces regresadas; YG-yardas ganadas; ML-regreso más largo; TD-touchdown; PROM-promedio.

MEJORES PATEADORES DE KICK OFF

| No. | Nombre | Equipo | VP | YP | ML | PROM |
|-----|---------------------|-----------|----|------|----|------|
| 7 | MIGUEL A. RODRIGUEZ | PREPA #22 | 17 | 895 | 60 | 52.5 |
| 19 | JORGE CAMARGO | PREPA #8 | 17 | 892 | 60 | 52.4 |
| 51 | GILBERTO AVILES | PREPA #1 | 27 | 1257 | 60 | 46.4 |

VP-veces pateadas; YP-yardas pateadas; ML-patada más larga; PROM-promedio

MEJORES REGRESADORES DE KICK OFF

| No. | Nombre | Equipo | VR | YG | ML | TD | PROM |
|-----|------------------|-----------|----|-----|----|----|------|
| 40 | JAVIER CERVANTES | PREPA #16 | 4 | 145 | 60 | 4 | 36 |
| 20 | HECTOR AGUIRRE | PREPA #2 | 10 | 205 | 39 | 2 | 20.5 |
| 27 | HECTOR AGUIRRE | PREPA #15 | 6 | 134 | 39 | 0 | 22.3 |

VR-veces regresadas; YG-yardas ganadas; ML-regreso más largo; TD-touchdowns; PROM-promedio

MAS PASES INTERCEPTADOS

| No. | Nombre | Equipo | INT | YG | TD |
|-----|-----------------|-----------|-----|----|----|
| 10 | FERNANDO GARZA | PREPA #15 | 5 | 26 | 0 |
| 8 | CARLOS MARTINEZ | U DE M | 4 | 95 | 0 |
| 20 | MARIO FANTINI | ATENEO | 4 | 57 | 0 |

INT-veces interceptadas; YG-yardas ganadas; TD-touchdowns

MEJORES TACKLEADORES

| No. | Nombre | Equipo | T |
|-----|-------------------|-----------|----|
| 53 | MARCO A. CURZIO | PREPA #15 | 40 |
| 42 | RAUL BANDA | PREPA #16 | 38 |
| 54 | CUAUHTEMOC PADRON | PREPA #7 | 32 |

LIGA INTERMEDIA 1982 (OTOÑO)
CUADROS DE CONCENTRACION DE RESULTADOS
CATEGORIA PREPARATORIAS
GRUPO "A"

| EQUIPOS | 1 | 2 | 3 | 4 | 5 | 6 | 7 | 8 |
|----------------------|---|-------|-------|------|-------|------|-------|------|
| PREPARATORIA No. 8 | 1 | 7-0 | 34-8 | 9-7 | 19-12 | 0-16 | 15-13 | 21 |
| U. DE MONTERREY | 2 | 0-7 | 14-14 | 31-0 | 9-7 | 20-0 | 41-0 | 36 |
| BACHILLERES MONCLOVA | 3 | 8-34 | 14-14 | 16-0 | 0-14 | 12-6 | *1-0 | 20 |
| PREPARATORIA No. 15 | 4 | 7-9 | 0-31 | 0-16 | 2-0 | 3-0 | 6-0 | 2 |
| PREPARATORIA No. 16 | 5 | 12-19 | 7-9 | 14-0 | 0-2 | 0-0 | 27-6 | 22 |
| E. I. A. O. | 6 | 16-0 | 0-20 | 6-12 | 0-3 | 0-0 | 26-0 | 12 |
| C. E. U. | 7 | 13-15 | 0-41 | *0-1 | 0-6 | 6-27 | 0-26 | 13 |
| PREPARATORIA No. 3 | 8 | 8-21 | 0-36 | 0-20 | 0-2 | 6-22 | 0-12 | 6-13 |

* NO SE PRESENTO EL C. E. U.

GRUPO "B"

| EQUIPOS | 1 | 2 | 3 | 4 | 5 | 6 | 7 |
|--------------------------|---|-------|-------|-------|-------|-------|-----|
| PREPARATORIA No. 1 | 1 | 39-0 | 7-0 | 34-0 | 41-14 | 34-0 | 48 |
| PREPARATORIA No. 22 | 2 | 0-39 | 19-12 | 9-6 | 22-6 | 7-6 | 14 |
| ATENEO FUENTE | 3 | 0-7 | 12-19 | 30-6 | 34-33 | 6-0 | 28 |
| PREPARATORIA No. 7 | 4 | 0-34 | 6-9 | 6-30 | 16-14 | 20-6 | 28 |
| TEC. SALTILLO | 5 | 14-41 | 6-22 | 33-34 | 14-16 | 13-12 | 38 |
| PREPARATORIA No. 2 | 6 | 0-34 | 6-7 | 0-6 | 6-20 | 12-13 | 8 |
| PREPARATORIA TEC. MEDICA | 7 | 0-48 | 6-14 | 0-28 | 0-28 | 18-38 | 6-8 |

SEMI-FINALES

| | | | |
|---------------------|----|--------------------|----|
| PREPARATORIA No. 22 | 10 | PREPARATORIA No. 1 | 27 |
| PREPARATORIA No. 8 | 6 | U. DE MONTERREY | 6 |

3er LUGAR

| | |
|--------------------|----|
| U. DE MONTERREY | 18 |
| PREPARATORIA No. 8 | 0 |

FINAL

| | |
|---------------------|----|
| PREPARATORIA No. 1 | 22 |
| PREPARATORIA No. 22 | 7 |

LIGA UNIVERSITARIA DE FUTBOL AMERICANO
CATEGORIA INTERMEDIA FACULTADES 1983

POSICION FINAL DE LOS GRUPOS
GRUPO "A"

| EQUIPOS | J.J. | J.G. | J.P. | J.E. | A.F. | A.C. | DIF. | PTS. |
|--------------|------|------|------|------|------|------|------|------|
| MECANICA | 6 | 6 | 0 | 0 | 132 | 59 | 73 | 12 |
| CONTADURIA | 6 | 5 | 1 | 0 | 106 | 50 | 56 | 10 |
| ODONTOLOGIA | 6 | 4 | 2 | 0 | 50 | 23 | 27 | 8 |
| ING. CIVIL | 6 | 2 | 4 | 0 | 57 | 92 | -35 | 4 |
| U. V. BRAVO | 6 | 1 | 5 | 0 | 48 | 146 | -98 | 2 |
| ARQUITECTURA | 6 | 1 | 5 | 0 | 23 | 79 | -56 | 2 |

GRUPO "B"

| EQUIPOS | J.J. | J.G. | J.P. | J.E. | A.F. | A.C. | DIF. | PTS. |
|------------------------|------|------|------|------|------|------|------|------|
| I.T.E.S.M. - U. LAGUNA | 7 | 7 | 0 | 0 | 270 | 16 | 254 | 14 |
| U. DE MONTERREY | 6 | 5 | 1 | 0 | 109 | 60 | 49 | 10 |
| MEDICINA | 7 | 5 | 2 | 0 | 151 | 70 | 81 | 10 |
| C. QUIMICAS | 7 | 3 | 4 | 0 | 54 | 93 | -39 | 6 |
| LEYES | 7 | 2 | 5 | 0 | 35 | 121 | -86 | 4 |
| AGRONOMIA | 7 | 1 | 6 | 0 | 15 | 102 | -87 | 2 |
| BIOLOGIA | 7 | 0 | 7 | 0 | 20 | 159 | -139 | 0 |

POSICION FINAL DE LOS EQUIPOS

| LUGAR | EQUIPOS | J.J. | J.G. | J.P. | J.E. | A.F. | A.C. | DIF. | PTS. |
|-------------|------------------------|------|------|------|------|------|------|------|------|
| 1er CAMPEON | CONTADURIA | 8 | 7 | 1 | 0 | 165 | 88 | 77 | 14 |
| 2er CAMPEON | U. DE MONTERREY | 8 | 6 | 2 | 0 | 154 | 98 | 56 | 12 |
| 3er | MECANICA | 7 | 6 | 1 | 0 | 146 | 81 | 65 | 12 |
| 4er | I.T.E.S.M. - U. LAGUNA | 8 | 7 | 1 | 0 | 285 | 51 | 234 | 14 |
| 5er | MEDICINA | 7 | 5 | 2 | 0 | 151 | 70 | 81 | 10 |
| 6er | ODONTOLOGIA | 6 | 4 | 2 | 0 | 50 | 23 | 27 | 8 |
| 7er | C. QUIMICAS | 7 | 3 | 4 | 0 | 54 | 93 | -39 | 6 |
| 8er | ING. CIVIL | 6 | 2 | 4 | 0 | 57 | 92 | -35 | 4 |
| 9er | LEYES | 7 | 2 | 5 | 0 | 35 | 121 | -86 | 4 |
| 10er | U. V. BRAVO | 6 | 1 | 5 | 0 | 48 | 146 | -98 | 2 |
| 11er | ARQUITECTURA | 6 | 1 | 5 | 0 | 23 | 79 | -56 | 2 |
| 12er | AGRONOMIA | 7 | 1 | 6 | 0 | 15 | 102 | -87 | 2 |
| 13er | BIOLOGIA | 7 | 0 | 7 | 0 | 20 | 159 | -139 | 0 |



No. 27 JUAN FUENTES R.
MEDICINA



No. 30 ROBERTO SANTELICES
I.T.E.S.M.-UL



No. 34 MARIO GOMEZ L.
CIVIL



No. 10 ANDRES ROSILES C.
LEYES



No. 14 RICARDO EAGUER
I.T.E.S.M.-UL




No. 10 ALBERTO GUTIERREZ
BIOLOGIA



No. 11 VICTOR FLORES A.
AGRONOMIA



No. 10 FEDERICO MAESE
U. DE M.



No. 84 RAUL ABREGO R.
AGRONOMIA



No. 2 GERMAN GONZALEZ
MECANICA



No. 11 RICARDO CARRERA
U. DE M.



No. 60 RAFAEL REGIS
I.T.E.S.M.-UL

LIGA UNIVERSITARIA DE FOOTBALL AMERICANO CATEGORIA INTERMEDIA 1983
LOS 3 MEJORES JUGADORES DE FACULTADES ESTADISTICAS FINALES

MAXIMOS GANADORES DE YARDAS NETAS POR CORRIDA

| No. | Nombre | Equipo | V | YG | YP | YN | PROM. | TD | PE | PTS |
|-----|--------------------|--------|-----|-----|-----|-----|-------|----|----|-----|
| 27 | Juan Fuentes Ramos | MD. | 101 | 663 | -15 | 648 | 6.4 | 7 | 0 | 42 |
| 30 | Roberto Santelices | TEC/UL | 54 | 386 | -11 | 375 | 6.9 | 5 | 2 | 34 |
| 34 | Mario Gómez López | CIVIL | 76 | 330 | -19 | 311 | 4.0 | 1 | 0 | 6 |

MEJORES CORREDORES POR PROMEDIO

| No. | Nombre | Equipo | V | YG | YP | PROM | YN | TD | PE | PTS |
|-----|--------------------|--------|-----|-----|-----|------|-----|----|----|-----|
| 30 | Roberto Santelices | MED. | 54 | 386 | -11 | 6.9 | 375 | 5 | 2 | 34 |
| 27 | Juan Fuentes Ramos | MED. | 101 | 663 | -15 | 6.4 | 648 | 7 | 0 | 42 |
| 10 | Andrés Rosiles C. | LEYES | 53 | 298 | -12 | 5.3 | 286 | 3 | 0 | 18 |

ANOTADORES

| No. | Nombre | Equipo | TD | PEP | PEJ | GC | SAB | PTS |
|-----|--------------------|--------|----|-----|-----|----|-----|-----|
| 27 | Juan Fuentes Ramos | MED. | 7 | 0 | 0 | 0 | 0 | 42 |
| 30 | ROBERTO Santelices | TEC/UL | 6 | 0 | 2 | 0 | 0 | 40 |
| 14 | Ricardo Eaguer | TEC/UL | 3 | 6 | 0 | 1 | 0 | 27 |

PASADORES

| No. | Nombre | Equipo | L | C | INT | YG | ML | TD | PE | PTS |
|-----|-------------------|--------|----|----|-----|-----|----|----|----|-----|
| 10 | Alberto Gutiérrez | BIOL. | 44 | 20 | 7 | 165 | 22 | 1 | 0 | 6 |
| 11 | Victor Flores A. | AGRO. | 82 | 36 | 12 | 339 | 42 | 0 | 0 | 0 |
| 10 | Federico Maese S. | UDEM | 62 | 24 | 3 | 368 | 30 | 6 | 0 | 36 |

RECEPTORES

| No. | Nombre | Equipo | PL | PC | YG | ML | TD | PE | PTS |
|-----|-----------------------|--------|----|----|-----|----|----|----|-----|
| 81 | Esteban Cavazos de L. | CIVIL | 51 | 27 | 430 | 40 | 3 | 0 | 18 |
| 84 | Raul Abrego Ramirez | AGRO. | 56 | 22 | 262 | 42 | 0 | 0 | 0 |
| 87 | Mario Ríos Guzman | AGRO. | 25 | 11 | 111 | 20 | 0 | 0 | 0 |

PATEADORES KICK-OFFS

| No. | Nombre | Equipo | VP | YP | ML | PROM. |
|-----|------------------|--------|----|------|----|-------|
| 2 | German Gonzz. L. | FIME | 15 | 882 | 65 | 58.8 |
| 11 | Ricardo Carrera | UDEM | 17 | 935 | 60 | 55.0 |
| 60 | Rafael Regis | TEC/UL | 27 | 1477 | 68 | 54.7 |

REGRESADORES DE PATADA DE KICK-OF

| No. | Nombre | Equipo | VR | YG | ML | TD | PROM. |
|-----|------------------|--------|----|-----|----|------|-------|
| 33 | Mario Alvarez E. | MED. | 8 | 259 | 90 | 1 | 32.3 |
| 84 | Raul Abrego R. | AGRO. | 12 | 254 | 40 | 0 | 21.6 |
| 42 | Agustín Martínez | BIOL. | 8 | 164 | 0 | 20.5 | 20.5 |

PATEADORES DE DESPEJE

| No. | Nombre | Equipo | VP | YP | ML | PROM. |
|-----|-------------------|--------|----|-----|----|-------|
| 21 | David Canino Miro | ODONT. | 19 | 730 | 48 | 38.4 |
| 20 | Julio C. Pérez G. | LEYES | 24 | 895 | 55 | 37.2 |
| 1 | Juan A. Colunga | AGRON. | 27 | 960 | 57 | 35.5 |

REGRESADORES PARA PADADA DE DESPEJE

| No. | Nombre | Equipo | VR | YG | ML | TD | PROM. |
|-----|--------------------|--------|----|-----|----|----|-------|
| 33 | Mario A. Alvarez | MED. | 12 | 155 | 38 | 0 | 12.9 |
| 44 | Tomas Cantú Gonzz. | UDEM | 7 | 95 | 38 | 0 | 13.5 |
| 34 | Miguel A. Gonzz. | UDEM | 7 | 94 | 80 | 0 | 13.4 |

PASES INTERCEPTADOS

| No. | Nombre | Equipo | INT | YG | TD |
|-----|------------------|---------|-----|-----|----|
| 43 | José A. Villegas | MED. | 6 | 122 | 1 |
| 40 | Juan M. López | TEC/UL | 4 | 111 | 1 |
| 32 | Isaac Niño Lara | QUIMICA | 4 | 43 | 0 |

TACKLEADORES

| No. | Nombre | Equipo | T | ASIST. |
|-----|--------------------|---------|----|--------|
| 24 | Enrique A. Ayala | LEYES | 37 | 15 |
| 82 | José A. Santana D. | BIOL. | 36 | 11 |
| 53 | Jaime Ballesteros | QUIMICA | 33 | 7 |




No. 42 AGUSTIN MARTINEZ
BIOLOGIA




No. 21 DAVID CANINO M.
ODONTOLOGIA



No. 20 JULIO C. PEREZ G.
LEYES



No. 44 TOMAS CANTU G.
U. DE M.



No. 34 MIGUEL A. GONZALEZ
U. DE M.



No. 43 JOSE A. VILLEGAS
MEDICINA



No. 40 JUAN M. LOPEZ
I.T.E.S.M.-UL



No. 32 ISAAC NIÑO LARA
QUIMICA



No. 24 ENRIQUE A. AYALA
LEYES



No. 82 JOSE A. SANTANA
BIOLOGIA



No. 53 JAIME BALLÉSTEROS
QUIMICA

369
LIGA UNIVERSITARIA DE FUTBOL AMERICANO

CATEGORIA INTERMEDIA FACULTADES 1983

CUADROS DE CONCENTRACION DE RESULTADOS

GRUPO "A"

| EQUIPOS | 1 | 2 | 3 | 4 | 5 | 6 |
|--------------|---|---------|---------|--------|---------|---------|
| MECANICA | 1 | 10 - 6 | 23 - 14 | 23 - 7 | 21 - 13 | 34 - 13 |
| BIOLOGIA | 2 | 6 - 10 | 0 - 7 | 13 - 0 | 14 - 6 | 10 - 0 |
| CONTADURIA | 3 | 14 - 23 | 7 - 0 | 20 - 7 | 27 - 6 | 21 - 0 |
| ING. CIVIL | 4 | 7 - 23 | 0 - 13 | 7 - 20 | 27 - 12 | 6 - 3 |
| U. V. BRAVO | 5 | 13 - 21 | 6 - 14 | 6 - 27 | 12 - 27 | 8 - 0 |
| ARQUITECTURA | 6 | 13 - 34 | 0 - 10 | 0 - 21 | 3 - 6 | 0 - 8 |

GRUPO "B"

| EQUIPOS | 1 | 2 | 3 | 4 | 5 | 6 | 7 |
|----------------------|---|---------|---------|---------|--------|--------|--------|
| I.T.E.S.M.-U. LAGUNA | 1 | 31 - 13 | 22 - 0 | 28 - 0 | 40 - 0 | 70 - 0 | 22 - 0 |
| U. DE MONTERREY | 2 | 13 - 31 | 24 - 7 | 21 - 14 | 0 - 8 | 10 - 0 | 24 - 0 |
| MEDICINA | 3 | 0 - 22 | 7 - 24 | 20 - 7 | 49 - 0 | 33 - 7 | 21 - 0 |
| QUIMICAS | 4 | 0 - 28 | 14 - 21 | 7 - 20 | *1 - 0 | 8 - 0 | 10 - 7 |
| LEYES | 5 | 0 - 40 | 8 - 0 | 0 - 49 | *0 - 1 | 9 - 7 | 18 - 0 |
| BIOLOGIA | 6 | 0 - 70 | 0 - 10 | 7 - 33 | 0 - 8 | 7 - 9 | 0 - 8 |
| AGRONOMIA | 7 | 0 - 22 | 0 - 24 | 0 - 21 | 7 - 10 | 0 - 18 | 8 - 0 |

DE JUSO POR NEGARSE LEYES A LA REVISION DE SUS JUGADORES

JUEGOS INTERGRUPALES

| | | | | | |
|------------|----|-------------|----|----------------------|----|
| MEDICINA | 21 | ODONTOLOGIA | 7 | ARQUITECTURA | 7 |
| ING. CIVIL | 10 | LEYES | 0 | AGRONOMIA | 0 |
| QUIMICAS | 14 | MECANICA | 21 | I.T.E.S.M.-U. LAGUNA | 57 |
| CONTADURIA | 17 | BIOLOGIA | 6 | U. V. BRAVO | 3 |

JUEGO DE EXHIBICION

| | |
|------------|----|
| DESTROYERS | 28 |
| MECANICA | 0 |

SEMI-FINALES

| | | | |
|-----------------|----|----------------------|----|
| U. DE MONTERREY | 22 | CONTADURIA | 35 |
| MECANICA | 14 | I.T.E.S.M.-U. LAGUNA | 15 |

FINAL

| | |
|-----------------|----|
| CONTADURIA | 24 |
| U. DE MONTERREY | 23 |

PLAY OFFS VS. SUPERIOR "B" ONEFA NORTE

| | | | | | |
|--|----|-------------------------------|----|--------------------------|----|
| U. DE MONTERREY (SUB-CAMPEON U.A.N.L.) | 30 | CONTADURIA (CAMPEON U.A.N.L.) | 0 | U. DE MONTERREY | 7 |
| LEYES (CAMPEON U.A.T.) | 20 | I.T.E.S.M. (SUPERIOR "B") | 85 | U. A. CH. (SUPERIOR "B") | 33 |

LIGA UNIVERSITARIA DE FUTBOL AMERICANO

CATEGORIA INTERMEDIA PREPARATORIAS 1983

POSICION FINAL DE LOS GRUPOS

GRUPO "A"

| EQUIPOS | J.J. | J.G. | J.P. | J.E. | A.F. | A.C. | DIF. | PTS. |
|----------------------|------|------|------|------|------|------|------|------|
| PREPARATORIA No 1 | 6 | 5 | 1 | 0 | 111 | 19 | 92 | 10 |
| BACHILLERES MONCLOVA | 6 | 4 | 1 | 1 | 78 | 24 | 54 | 9 |
| PREPARATORIA No 2 | 6 | 4 | 2 | 0 | 54 | 48 | 6 | 8 |
| U. DE MONTERREY | 6 | 2 | 2 | 2 | 39 | 27 | 12 | 6 |
| PREPARATORIA No. 15 | 6 | 2 | 4 | 0 | 25 | 42 | -17 | 4 |
| PREPARATORIA No. 16 | 5 | 1 | 4 | 0 | 32 | 85 | -53 | 2 |
| E. I. ALVARO OBREGON | 5 | 0 | 4 | 1 | 0 | 94 | -94 | 1 |

GRUPO "B"

| EQUIPOS | J.J. | J.G. | J.P. | J.E. | A.F. | A.C. | DIF. | PTS. |
|---------------------|------|------|------|------|------|------|------|------|
| PREPARATORIA No. 22 | 6 | 5 | 0 | 1 | 121 | 21 | 100 | 11 |
| ATENELO FUENTE | 6 | 5 | 1 | 0 | 171 | 20 | 151 | 10 |
| PREPARATORIA No. 7 | 6 | 4 | 1 | 1 | 127 | 51 | 76 | 9 |
| PREPARATORIA No. 8 | 6 | 3 | 3 | 0 | 116 | 67 | 49 | 6 |
| PREPARATORIA No. 3 | 6 | 2 | 4 | 0 | 44 | 92 | -48 | 4 |
| PREPARATORIA No. 23 | 6 | 0 | 5 | 1 | 0 | 134 | -134 | 1 |
| PREPARATORIA No. 9 | 6 | 0 | 5 | 1 | 0 | 194 | -194 | 1 |

POSICION FINAL DE LOS EQUIPOS

| LUGAR | EQUIPOS | J.J. | J.G. | J.P. | J.E. | A.F. | A.C. | DIF. | PTS. |
|-------------|----------------------|------|------|------|------|------|------|------|------|
| CAMPEON | PREPARATORIA No. 22 | 8 | 7 | 0 | 1 | 163 | 27 | 136 | 15 |
| SUB-CAMPEON | PREPARATORIA No. 1 | 8 | 6 | 2 | 0 | 154 | 34 | 120 | 12 |
| 3º | ATENELO FUENTE | 8 | 6 | 2 | 0 | 183 | 57 | 126 | 12 |
| 4º | BACHILLERES MONCLOVA | 8 | 4 | 3 | 1 | 78 | 63 | 15 | 9 |
| 5º | PREPARATORIA No. 7 | 6 | 4 | 1 | 1 | 127 | 51 | 76 | 9 |
| 6º | PREPARATORIA No. 2 | 6 | 4 | 2 | 0 | 54 | 48 | 6 | 8 |
| 7º | PREPARATORIA No. 8 | 6 | 3 | 3 | 0 | 116 | 67 | 49 | 6 |
| 8º | U. DE MONTERREY | 6 | 2 | 2 | 2 | 39 | 27 | 12 | 6 |
| 9º | PREPARATORIA No. 15 | 6 | 2 | 4 | 0 | 25 | 42 | -17 | 4 |
| 10º | PREPARATORIA No. 3 | 6 | 2 | 4 | 0 | 44 | 92 | -48 | 4 |
| 11º | PREPARATORIA No. 16 | 5 | 1 | 4 | 0 | 32 | 85 | -53 | 2 |
| 12º | PREPARATORIA No. 23 | 6 | 0 | 5 | 1 | 0 | 134 | -134 | 1 |
| 13º | PREPARATORIA No. 9 | 6 | 0 | 5 | 1 | 0 | 194 | -194 | 1 |
| 14º | E. I. ALVARO OBREGON | 5 | 0 | 4 | 1 | 0 | 94 | -94 | 1 |

LIGA UNIVERSITARIA DE FOOTBALL AMERICANO CATEGORIA INTERMEDIA. 1983

LOS 3 MEJORES JUGADORES DE PREPARATORIAS

| MAXIMOS GANADORES DE YARDAS NETAS POR CARRERA | | | | | | | | | | |
|---|-------------------|----------|----|-----|-----|-------|-----|----|----|------|
| No. | Nombre | Equipo | V | YG | YP | PROM. | YN | TD | PE | PTS. |
| 33 | Enrique Valerio | P No. 8 | 43 | 459 | -22 | 10.1 | 437 | 10 | 0 | 60 |
| 33 | Juan A. Gonzz. A. | P No. 22 | 60 | 352 | -5 | 5.7 | 347 | 4 | 0 | 24 |
| 34 | Oscar Esquivel G. | ATENELO | 65 | 340 | -19 | 4.9 | 321 | 5 | 0 | 30 |

| MEJORES CORREDORES POR PROMEDIO | | | | | | | | | | |
|---------------------------------|-----------------------|----------|----|-----|-----|-------|-----|----|----|------|
| No. | Nombre | Equipo | V | YG | YP | PROM. | YN | TD | PE | PTS. |
| 33 | Enrique Lucio Valerio | P No. 8 | 43 | 459 | -22 | 10.1 | 437 | 10 | 0 | 60 |
| 33 | Juan A. Gonzz. A. | P No. 22 | 60 | 352 | -5 | 5.7 | 347 | 4 | 0 | 24 |
| 23 | Sergio Ruben Castillo | P No. 22 | 48 | 287 | -18 | 5.6 | 269 | 2 | 0 | 12 |

| ANOTADORES | | | | | | | | | | |
|------------|-----------------------|----------|----|-----|-----|----|------|------|--|--|
| No. | Nombre | Equipo | TD | PEP | PEJ | GC | SAF. | PTS. | | |
| 33 | Enrique Lucio Valerio | P No. 8 | 10 | 0 | 0 | 0 | 0 | 60 | | |
| 11 | Adrián Garza Saldivar | P No. 1 | 6 | 0 | 1 | 0 | 0 | 38 | | |
| 32 | José Arellano | B. MONC. | 5 | 0 | 2 | 0 | 0 | 34 | | |

| PASADORES | | | | | | | | | | |
|-----------|------------------|----------|----|----|-----|-----|----|----|----|------|
| No. | Nombre | Equipo | L | C | INT | YG | Y | TD | PE | PTS. |
| 11 | Gastón Pérez | E. MONC. | 44 | 20 | 21 | 249 | 3 | 3 | 1 | 20 |
| 12 | Erick Rosiles C. | P No. 1 | 48 | 19 | 4 | 299 | 40 | 4 | 0 | 24 |
| 10 | Roberto Mtz. P. | P No. 3 | 80 | 28 | 13 | 234 | 24 | 4 | 0 | 24 |

| RECEPTORES | | | | | | | | | | |
|------------|----------------------|----------|----|----|-----|----|----|----|------|--|
| No. | Nombre | Equipo | PL | PC | YG | ML | TD | PE | PTS. | |
| 88 | César E. Jaime Mata | B. MONC. | 31 | 17 | 405 | 80 | 2 | 0 | 12 | |
| 24 | Luis Alba Torres | P No. 3 | 43 | 15 | 164 | 42 | 3 | 0 | 18 | |
| 20 | Hector M. Gonzz. Hdz | P No. 12 | 24 | 8 | 150 | 67 | 2 | 0 | 12 | |

| PATEADORES KICK-OFF | | | | | | | | | | |
|---------------------|--------------------|----------|----|------|----|-------|--|--|--|--|
| No. | Nombre | Equipo | VP | YP | ML | PROM. | | | | |
| 19 | José C. Camargo | P No. 8 | 13 | 583 | 60 | 52.5 | | | | |
| 22 | Marco del Toro | P No. 22 | 23 | 1165 | 60 | 50.6 | | | | |
| 51 | Gilberto Aviles V. | P No. 1 | 18 | 867 | 60 | 48.1 | | | | |

| REGRESADORES DE PATADA DE KICK-OFF | | | | | | | | | | |
|------------------------------------|-----------------------|----------|----|-----|----|----|-------|--|--|--|
| No. | Nombre | Equipo | VR | YG | ML | TD | PROM. | | | |
| 20 | Juan A. Luna | P No. 8 | 8 | 288 | 50 | 0 | 36 | | | |
| 11 | Adrián Garza Saldivar | P No. 1 | 4 | 101 | 31 | 0 | 25.2 | | | |
| 34 | Luis A. García | UDEM | 4 | 87 | 36 | 0 | 21.7 | | | |
| 30 | José Palacios Solís | P No. 22 | 6 | 102 | 34 | 0 | 17 | | | |

| PATEADORES DE DESPEJE | | | | | | | | | | |
|-----------------------|---------------------|----------|----|-----|----|-------|--|--|--|--|
| No. | Nombre | Equipo | VP | YP | ML | PROM. | | | | |
| 86 | José L. Sanchez R. | P No. 23 | 14 | 624 | 42 | 44.5 | | | | |
| 24 | Rodolfo Torres Gcfa | P No. 7 | 18 | 657 | 54 | 36.5 | | | | |
| 80 | Humberto Solano S. | P No. 15 | 14 | 471 | 45 | 33.6 | | | | |

| REGRESADORES DE PATADA DE DESPEJE | | | | | | | | | | |
|-----------------------------------|---------------------|----------|----|-----|----|----|-------|--|--|--|
| No. | Nombre | Equipo | VR | YG | ML | TD | PROM. | | | |
| 40 | José R. Gonzz. Gza. | P No. 1 | 9 | 115 | 18 | 1 | 12.6 | | | |
| 22 | Guillermo Zuñiga C. | P No. 7 | 7 | 52 | 33 | 0 | 13.1 | | | |
| 59 | Luis E. Peña Mata | B. MONC. | 4 | 80 | 55 | 0 | 20 | | | |

| PASES INTERCEPTADOS | | | | | | | | | | |
|---------------------|----------------------|----------|-----|----|----|--|--|--|--|--|
| No. | Nombre | Equipo | INT | YG | TD | | | | | |
| 13 | Gilberto Porras | B. MONC. | 7 | 75 | 0 | | | | | |
| 10 | Fernando Gza. Acosta | P No. 15 | 6 | 68 | 0 | | | | | |
| 45 | Gerardo Mtz. Ruiz | P No. 7 | 5 | 10 | 0 | | | | | |

| TACKLEADORES | | | | | | | | | | |
|--------------|---------------------|----------|----|--------|--|--|--|--|--|--|
| No. | Nombre | Equipo | T | ASIST. | | | | | | |
| 33 | Sergio San Vicente | B. MONC. | 28 | 7 | | | | | | |
| 56 | Olegario Estrada M. | P No. 22 | 25 | 9 | | | | | | |
| 59 | Luis E. Peña Mata | B. MONC. | 25 | 5 | | | | | | |