

D. Appleton & Co.'s Periodicals.

THE
New York Medical Journal,

A WEEKLY REVIEW OF MEDICINE.

Edited by
FRANK P. FOSTER, M. D.

Subscription price, - - - - \$5.00 per Annum.

THE
Popular Science Monthly.

Conducted by
E. L. & W. J. YOUMANS.

Subscription price, - - - - \$5.00 per Annum.

See pages 38 and 40 for prospectus.

Both of the foregoing will be sent, post-paid, to one address,
for \$9.00 per Annum.

* * * THE BOOKS advertised in this LIST are commonly for sale by booksellers in all parts of the country; but any work will be sent by D. APPLETON & Co. to any address in the United States, postage prepaid, on receipt of the advertised price.

CATALOGUE
OF
MEDICAL WORKS.

THE PUERPERAL DISEASES. Clinical Lectures delivered at Bellevue Hospital. By FORDYCE BARKER, M. D., Clinical Professor of Midwifery and the Diseases of Women in the Bellevue Hospital Medical College; late Obstetric Physician to Bellevue Hospital; Surgeon to the New York State Woman's Hospital, etc.

Fourth edition. 1 vol., 8vo, 526 pp. Cloth, \$5.00; sheep, \$6.00.

"For nearly twenty years it has been my duty, as well as my privilege, to give clinical lectures at Bellevue Hospital, on midwifery, the puerperal, and the other diseases of women. This volume is made up substantially from phonographic reports of the lectures which I have given on the puerperal diseases. Having had rather exceptional opportunities for the study of these diseases, I have felt it to be an imperative duty to utilize, so far as lay in my power, the advantages which I have enjoyed for the promotion of science, and, I hope, for the interests of humanity."—*From Author's Preface.*

ON SEA-SICKNESS. By FORDYCE BARKER, M. D.

1 vol., 16mo, 36 pp. Flexible cloth, 75 cents.

Reprinted from the "New York Medical Journal." By reason of the great demand for the number of that Journal containing the paper, it is now presented in book form, with such prescriptions added as the author has found useful in relieving the suffering from sea-sickness.

PARALYSIS FROM BRAIN DISEASE IN ITS COMMON FORMS. By H. CHARLTON BASTIAN, M. A., M. D., Fellow of the Royal College of Physicians; Professor of Pathological Anatomy in University College, London.

With Illustrations. 1 vol., 12mo, 340 pp. Cloth, \$1.75.

"These lectures were delivered in University College Hospital last year, at a time when I was doing duty for one of the senior physicians, and during the same year—after they had been reproduced from very full notes taken by my friend Mr. John Tweedy—they appeared in the pages of 'The Lancet.' They are now republished at the request of many friends, though only after having undergone a very careful revision, during which a considerable quantity of new matter has been added. It would have been easy to have very much increased the size of the book by the introduction of a larger number of illustrative cases, and by treatment of many of the subjects at greater length, but this the author has purposely abstained from doing under the belief that in its present form it is likely to prove more acceptable to students, and also perhaps more useful to busy practitioners."—*Extract from Preface.*

THE MANAGEMENT OF INFANCY, Physiological and Moral. Intended chiefly for the Use of Parents. By ANDREW COMBE, M. D. Revised and edited by Sir James Clark, K. C. B., M. D., F. R. S., Physician-in-ordinary to the Queen.

First American from the tenth London edition. 1 vol., 12mo, 302 pp. Cloth, \$1.50.


"This excellent little book should be in the hand of every mother of a family."—*The Lancet.*

ADOLPH STRECKER'S SHORT TEXT-BOOK OF ORGANIC CHEMISTRY. By DR. JOHANNES WISLICENUS. Translated and edited, with Extensive Additions, by W. H. Hodgkinson, Ph. D., and A. J. Greenaway, F. I. C.

8vo, 789 pp. Cloth, \$5.00.

The great popularity which Professor Wislicenus's edition of "Strecker's Text-Book of Organic Chemistry" has enjoyed in Germany has led to the belief that an English translation will be acceptable. Since the publication of the book in Germany, the knowledge of organic chemistry has increased, and this has necessitated many additions and alterations on the part of the translators.

SPECIMEN OF ILLUSTRATION.



"Let no one suppose that in this 'short text-book' we have to deal with a primer. Everything is comparative, and the term 'short' here has relation to the enormous development and extent of recent organic chemistry. This solid and comprehensive volume is intended to represent the present condition of the science in its main facts and leading principles, as demanded by the systematic chemical student. We have here, probably, the best extant text-book of organic chemistry. Not only is it full and comprehensive and remarkably clear and methodical, but it is up to the very latest moment, and it has been, moreover, prepared in a way to secure the greatest excellences in such a treatise."—*The Popular Science Monthly*.

PRINCIPLES OF MENTAL PHYSIOLOGY, with their

Applications to the Training and Discipline of the Mind and the Study of its Morbid Conditions. By WILLIAM B. CARPENTER, M. D., LL. D., Registrar of the University of London, etc.

1 vol., 8vo, 737 pp. Cloth, \$3.00.

"Among the numerous eminent writers this country has produced, none are more deserving of praise for having attempted to apply the results of physiological research to the explanation of the mutual relations of the mind and body than Dr. Carpenter."—*The Lancet*.

HEALTH. By W. H. CORFIELD, Professor of Hygiene and Public Health at University College, London.

1 vol., 12mo. Cloth, \$1.25.

"Few persons are better qualified than Dr. Corfield to write intelligently upon the subject of health, and it is not a matter for surprise, therefore, that he has given us a volume remarkable for accuracy and interest. Commencing with general anatomy, the bones and muscles are given attention; next, the

circulation of the blood, then respiration, nutrition, the liver, and the excretory organs, the nervous system, organs of the senses, the health of the individual, air, foods and drinks, drinking-water, climate, houses and towns, small-pox, and communicable diseases."—*Philadelphia Item*.

THE BRAIN AS AN ORGAN OF MIND. By H.

CHARLTON BASTIAN, M. A., M. D., Fellow of the Royal College of Physicians; Professor of Pathological Anatomy in University College, London.

With 184 Illustrations and an Index. 1 vol., 12mo, 708 pp. Cloth, \$2.50.

"This work is the best book of its kind. It is full, and at the same time concise; comprehensive, but confined to a readable limit; and, though it deals with many subtle subjects, it expounds them in a style which is admirable for its clearness and simplicity."—*Nature*.

"The fullest scientific exposition yet published of the views held on the subject of psychology by the advanced physiological school. It teems with new and suggestive ideas."—*London Athenaeum*.

"Dr. Bastian's new book is one of great value and importance. The knowledge it gives is universal in its claims, and of moment to everybody. It should be forthwith introduced as a manual into all colleges, high schools, and normal schools in the country; not to be made a matter of ordinary mechanical recitations, but that its subject may arrest attention and rouse interest, and be lodged in the minds of students in connection with observations and experiments that will give reality to the knowledge required."—*Popular Science Monthly*.

TREATISE ON MATERIA MEDICA AND THERAPEUTICS. Revised and enlarged. Edition of 1883, with Complete Index and Table of Contents. By ROBERTS BARTHOLOW, M. A., M. D., LL. D.,

Professor of Materia Medica and Therapeutics in the Jefferson Medical College; formerly Professor of the Theory and Practice of Medicine, and of Clinical Medicine, and Professor of Materia Medica and Therapeutics in the Medical College of Ohio, etc.

1 vol., 8vo. Cloth, \$5.00; sheep or half russia, \$6.00.

"The appearance of the sixth decennial revision of the 'United States Pharmacopœia' has imposed on me the necessity of preparing a new edition of this treatise. I have accordingly adapted the work to the official standard, and have also given to the whole of it a careful revision, incorporating the more recent improvements in the science and art of therapeutics. Many additions have been made, and parts have been rewritten. These additions and changes have added about one hundred pages to the body of the work, and increased space has been secured in some places by the omission of the references. In the new material, as in the old, practical utility has been the ruling principle, but the scientific aspects of therapeutics have not been subordinated to a utilitarian empiricism. In the new matter, as in the old, careful consideration has been given to the physiological action of remedies, which is regarded as the true basis of all real progress in therapeutical science; but, at the same time, I have not been unmindful of the contributions made by properly conducted clinical observations."—*From Preface to Fifth Edition*.

"He is well known as a zealous student of medical science, an acute observer, a good writer, a skilled practitioner, and an ingenious, bold, though sometimes reckless investigator. His present book will receive the cordial welcome which it deserves, and which the honorable position that he has won entitles him to demand for it. . . . Dr. Bartholow's treatise has the merit—and a great merit it is—of including diet as well as drugs. . . . His work does not ignore or depreciate the value of the empirical facts of a well-grounded and rational professional experience, but, as far as possible, it bases the therapeutical action of remedies upon their physiological behavior."—*American Journal of the Medical Sciences*.

"Dr. Bartholow has evidently sought, in the volume before us, to present a concise, practical work—good for the student as a text-book and useful to the practitioner—and he has succeeded admirably."—*Virginia Medical Monthly*.

"After looking through the work, most readers will agree with the author, whose long training shows itself on every page. Dr. Bartholow, like another experienced teacher—Professor von Schroff, of Vienna—picks out the most important physiological and therapeutical actions of each drug, and gives them in a short and somewhat dogmatic manner. Having formed his own conclusions, he

gives them to the public, without entering so fully as Wood into the experiments on which they are founded."—*Practitioner (London)*.

"We may admit, however, that Dr. Bartholow has, to a great extent, successfully coped with the difficulties of his classification, and his book has also other merits to commend it. It is largely original. By this we mean that it gives the results of the author's own study and observation, instead of a catalogue of the contending statements of his predecessors."—*The Doctor (London)*.

"The author has long been noted for the remarkably clear ideas he has put forward regarding the physiological and therapeutical action of remedies, and the happy way in which he conveys these ideas to others. These qualities are very manifest in the work before us; the scheme of classification is novel and simple—a vast improvement, it seems to us, upon some which have gone before it; certainly an improvement on the hap-hazard system of Wood."—*St. Louis Clinical Record*.

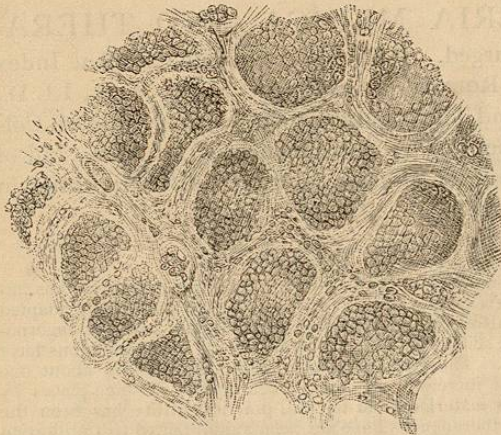
"The brief but comprehensive description of the methods of medicinal administration is admirably suited to the wants of the medical student and young practitioner, especially when it is compared with the lengthy and confused treatment of the subject pursued by other writers."—*Boston Medical and Surgical Journal*.

A TREATISE ON THE PRACTICE OF MEDICINE, for the Use of Students and Practitioners. By ROBERTS BARTHOLOW, M. A., M. D., LL. D., Professor of Materia Medica and General Therapeutics in the Jefferson Medical College of Philadelphia; recently Professor of the Practice of Medicine and of Clinical Medicine in the Medical College of Ohio, in Cincinnati, etc., etc.

Fifth edition, revised and enlarged. 1 vol., 8vo. Cloth, \$5.00; sheep or half russia, \$6.00.

The same qualities and characteristics which have rendered the author's "Treatise on Materia Medica and Therapeutics" so acceptable are equally manifest in this. It is clear, condensed, and accurate. The whole work is brought up on a level with, and incorporates, the latest acquisitions of medical science, and may be depended on to contain the most recent information up to the date of publication.

SPECIMEN OF ILLUSTRATION.



"Probably the crowning feature of the work before us, and that which will make it a favorite with practitioners of medicine, is its admirable teaching on the treatment of disease. Dr. Bartholow has no sympathy with the modern school of therapeutical nihilists, but possesses a wholesome belief in the value and efficacy of remedies. He does not fail to indicate, however, that the power of remedies is limited, that specifics are few indeed, and that routine and reckless medication are dangerous. But throughout the entire treatise in connection with each malady are laid down well-defined methods and true principles of treatment. It may be said with justice that this part of the work rests upon thoroughly scientific and practical principles of therapeutics, and is executed in a masterly manner. No work on the practice of medicine with which we are acquainted will guide the practitioner in all the details of treatment so well as the one of which we are writing."—*American Practitioner*.

"The work is concise and definite in its statements, and eminently practical in its teachings. It is written with special reference to the needs of the student, and will at once take its place as a text-book in many medical schools. It will be found of equal value to the practicing physician."—*Maryland Medical Journal*.

"The volume before us gives not only full and correct descriptions of diseases, but the treatment is enlivened under the instruction of a new therapy, which must commend itself to every student. It is an honor alike to authors and the profession of the country."—*Southern Medical Record*.

"The work as a whole is peculiar, in that it is stamped with the individuality of its author. The reader is made to feel that the experience upon which this work is based is real, that the statements of the writer are founded on firm convictions, and that throughout the conclusions are eminently sound. It is not an elaborate treatise, neither is it a manual, but half-way between; it may be considered a thoroughly useful, trustworthy, and practical guide for the general practitioner."—*Medical Record*.

"It may be said of so small a book on so large a subject, that it can be only a sort of compendium or *vade mecum*. But this criticism will not be just. For, while the author is master in the art of condensation, it will be found that no essential points have been omitted. Mention is made at least of every unequivocal symptom in the narration of the signs of disease, and characteristic symptoms are held well up in the foreground in every case."—*Cincinnati Lancet and Clinic*.

"Dr. Bartholow is known to be a very clear and explicit writer, and in this work, which we take to be his special life-work, we are very sure his many friends and admirers will not be disappointed. We can not say more than this without attempting to follow up the details of the plan, which, of course, would be useless in a brief book-notice. We can only add that we feel confident the verdict of the profession will place Dr. Bartholow's 'Practice' among the standard text-books of the day."—*Cincinnati Obstetric Gazette*.

"It is refreshing to turn from a work so crude and incomplete, so full of the exploded theories of by-gone days, as that of Professor Palmer, to the clear, lucid pages of Professor Bartholow. Professor Bartholow has won for himself so high a position as an original thinker and clear and forcible writer that any work from his pen would command attention and respect. One great charm of the writer is the intelligence and original thought which he brings to the discussion of every subject, and the directness, clearness, and vigor of his style. In his treatment he is much in advance of the leading writers of his school, and gives marked indications of having studied appreciatively some of the best writers of the new school."—*New York Medical Times*.

"The book is marked by an absence of all discussion of the latest, fine-spun theories of points in pathology; by the clearness with which points in diagnosis are stated; by the conciseness and perspicuity of its sentences; by the abundance of the author's therapeutic resources; and by the copiousness of its illustrations."—*Ohio Medical Recorder*.

ON THE ANTAGONISM BETWEEN MEDICINES AND BETWEEN REMEDIES AND DISEASES. Being the Cartwright Lectures for the Year 1880. By ROBERTS BARTHOLOW, M. A., M. D., LL. D., Professor of Materia Medica and General Therapeutics in the Jefferson Medical College of Philadelphia, etc., etc.

1 vol., 8vo. Cloth, \$1.25.

"We are glad to possess, in a form convenient for reference, this most recent summary of the physiological action of important remedies, with the deductions of a careful and accomplished observer, regarding the applications of this knowledge to diseased states."—*College and Clinical Record*.

"There are few writers who have taken the trouble to compile the lucubrations of the multitude of scribblers who find a specific in every drug they happen to prescribe for a self-limited, non-malignant disease; and fewer who can detect the trashy chaff and garner only the ripe, plump grains. This Bartholow has done, and no one is more ripe, nor better qualified for this herculean task; and, the best of all is, condense it all in his antagonisms. No one can peruse its pregnant pages without noticing the painstaking research and large collection of authorities from which he has drawn his conclusions. The practitioner who purchases these antagonisms will find himself better qualified to cope with the multifarious maladies after its careful perusal."—*Indiana Medical Reporter*.

"The criticisms made upon these lectures have invariably been most favorable, the topic itself is one of the most interesting in the entire range of medicine, and it is treated of by the accomplished author in a most scholarly manner. Dr. Bartholow worthily ranks as one of the best writers, while at the same time one of the most diligent workers, in the medical field in all America, and there can be

no doubt that this, his latest contribution to medical science, will add materially to his previously high reputation. Much profit, no little pleasure, and material assistance in the solution of many therapeutical problems are to be obtained from a perusal of these lectures. The author has done wisely and conferred a boon by permitting their publication in the present book-form, and we are satisfied it will be extensively asked for, and just as extensively read and appreciated."—*Canada Medical and Surgical Journal*.

"It will be observed that the scope of the work is extensive, and, in justice to the author, not only is the extent of this indicated, but the character of it is also furnished. No one can read the synopsis given without being impressed with the importance and diversity of the subjects considered. Indeed, most of the important forces in therapeutics and materia medica are herein stated and analyzed."—*American Medical Bi-Weekly*.

"Probably most of our readers will consider that we have awarded this treatise high praise when we say that it seems to us the most carefully written, best thought-out, and least dogmatic work which we have yet read from the pen of its author. It is indeed a very praiseworthy book; not an original research, indeed, but, as a *résumé* of the world's work upon the subject, the best that has hitherto been published in any language."—*Philadelphia Medical Times*.

WINTER AND SPRING ON THE SHORES OF THE MEDITERRANEAN; or, the Genoese Rivas, Italy, Spain, Corfu, Greece, the Archipelago, Constantinople, Corsica, Sicily, Sardinia, Malta, Algeria, Tunis, Smyrna, Asia Minor, with Biarritz and Arcachon, as Winter Climates. By JAMES HENRY BENNET, M. D., Member of the Royal College of Physicians, London, etc., etc.

Fifth edition. With numerous Illustrations and Maps. 1 vol., 12mo, 655 pp. Cloth, \$3.50.

This work embodies the experience of fifteen winters and springs passed by Dr. Bennet on the shores of the Mediterranean, and contains much valuable information for physicians in relation to the health-restoring climate of the regions described.

"We commend this book to our readers as a volume presenting two capital qualifications—it is at once entertaining and instructive."—*New York Medical Journal*.

ON THE TREATMENT OF PULMONARY CONSUMPTION, by Hygiene, Climate, and Medicine, in its Connection with Modern Doctrines. By JAMES HENRY BENNET, M. D., Member of the Royal College of Physicians, London; Doctor of Medicine of the University of Paris, etc., etc.

1 vol., thin 8vo, 190 pp. Cloth, \$1.50.

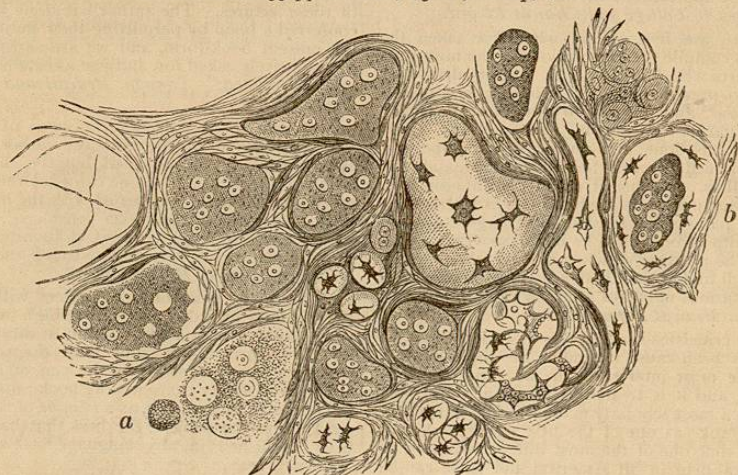
An interesting and instructive work, written in the strong, clear, and lucid manner which appears in all the contributions of Dr. Bennet to medical or general literature.

"We cordially commend this book to the attention of all, for its practical, common-sense views of the nature and treatment of the scourge of all temperate climates, pulmonary consumption."—*Detroit Review of Medicine*.

GENERAL SURGICAL PATHOLOGY AND THERA-

PEUTICS, in Fifty-one Lectures. A Text-Book for Students and Physicians. By Dr. THEODOR BILLROTH, Professor of Surgery in Vienna. With Additions by Dr. Alexander von Winiwarter, Professor of Surgery in Lüttich. Translated from the fourth German edition with the special permission of the author, and revised from the eighth edition, by Charles E. Hackley, A. M., M. D., Physician to the New York and Trinity Hospitals; Member of the New York County Medical Society, etc.

1 vol., 8vo, 835 pp. Cloth, \$5.00; sheep, \$6.00.



Giant-celled Sarcoma with Cysts and Ossifying Foci from the Lower Jaw.—Magnified 350 diameters.

“Since this translation was revised from the sixth German edition in 1874, two other editions have been published. The present revision is made to correspond to the eighth German edition.

“Lister’s method of antiseptic treatment is referred to in various places, and other new points that have come up within a few years are discussed.

“A chapter has been written on amputation and resection. In all, there are seventy-four additional pages, with a number of woodcuts.”—*Extract from Translator’s Preface to the Revised Edition.*

“The want of a book in the English language, that present volume.”—*The Lancet.*

THE PHYSIOLOGICAL AND THERAPEUTICAL

ACTION OF ERGOT. Being the Joseph Mather Smith Prize Essay for 1881. By ETIENNE EVETZKY, M. D.

1 vol., 8vo. Limp cloth, \$1.00.

“In undertaking the present work my object was to present in a condensed manner all the therapeutic possibilities of ergot. In a task of this nature, original research is out of the question. No man’s evidence is sufficient to establish the merits of a drug considered in the manner indicated, and no one man’s opportunities are sufficient to grasp the entire subject. Consequently it remained to gather from the volumes of past and current periodical literature the testimony of the multitude of physicians that had been led to use ergot in different morbid conditions. I have recorded everything that has come to my notice, I have grouped and classified the immense material in our possession. In all cases in which the action of ergot could be explained, I have attempted to do so, although this task is frequently difficult, if not impossible. . . . The reader will see that ergot has been used in a large number of diseases; some of these uses have little or no practical value, yet it is very important to know them, as they serve to illustrate the therapeutic properties of the drug. They have been brought to the notice of the reader without any comments, but those that are essential and of the greatest practical importance have been dealt with more fully. Among the latter may be mentioned the use of ergot in inflammation, aneurism, cardiac diseases, the post-parturient state, uterine fibroid tumors, rheumatism, etc.”—*From Preface.*

OBSTETRIC CLINIC. A Practical Contribution to the Study of Obstetrics, and the Diseases of Women and Children. By GEORGE T. ELLIOT, M. D., late Professor of Obstetrics and Diseases of Women and Children in the Bellevue Hospital Medical College; Physician to Bellevue Hospital and to the New York Lying-in Asylum, etc.

1 vol., 8vo, 458 pp. Cloth, \$4.50.

This work is, in a measure, a *résumé* of separate papers previously prepared by the late Dr. Elliot; and contains, besides, a record of nearly two hundred important and difficult cases in midwifery, selected from his own practice. The cases thus collected represent faithfully the difficulties, anxieties, and disappointments inseparable from the practice of obstetrics, as well as some of the successes for which the profession are entitled to hope in these arduous and responsible tasks. It has met with a hearty reception, and has received the highest encomiums both in this country and in Europe.

THE SOURCE OF MUSCULAR POWER. Arguments

and Conclusions drawn from Observations upon the Human Subject under conditions of Rest and of Muscular Exercise. By AUSTIN FLINT, JR., M. D., Professor of Physiology in the Bellevue Hospital Medical College, New York, etc., etc.

1 vol., 8vo, 103 pp. Cloth, \$1.00.

“There are few questions relating to Philosophy of greater interest and importance than the one which is the subject of this essay. I have attempted to present an accurate statement of my own observations and what seem to me to be the logical conclusions to be drawn from them, as well as from experiments made by others upon the human subject under conditions of rest and of muscular exercise.”—*From the Preface.*

ON THE PHYSIOLOGICAL EFFECTS OF SEVERE

AND PROTRACTED MUSCULAR EXERCISE. With special reference to its Influence upon the Excretion of Nitrogen. By AUSTIN FLINT, JR., M. D., Professor of Physiology in the Bellevue Hospital Medical College, New York, etc., etc.

1 vol., 8vo, 91 pp. Cloth, \$1.00.

This monograph on the relations of Urea to Exercise is the result of a thorough and careful investigation made in the case of Mr. Edward Payson Weston, the celebrated pedestrian. The chemical analyses were made under the direction of R. O. Doremus, M. D., Professor of Chemistry and Toxicology in the Bellevue Hospital Medical College, by Mr. Oscar Loew, his assistant. The observations were made with the co-operation of J. C. Dalton, M. D., Professor of Physiology in the College of Physicians and Surgeons; Alexander B. Mott, M. D., Professor of Surgical Anatomy; W. H. Van Buren, M. D., Professor of Principles of Surgery; Austin Flint, M. D., Professor of the Principles and Practice of Medicine; W. A. Hammond, M. D., Professor of the Diseases of the Mind and Nervous System—all of the Bellevue Hospital Medical College.

MANUAL OF CHEMICAL EXAMINATION OF THE

URINE IN DISEASE. With Brief Directions for the Examination of the most Common Varieties of Urinary Calculi. By AUSTIN FLINT, JR., M. D., Professor of Physiology and Microscopy in the Bellevue Hospital Medical College; Fellow of the New York Academy of Medicine, etc.

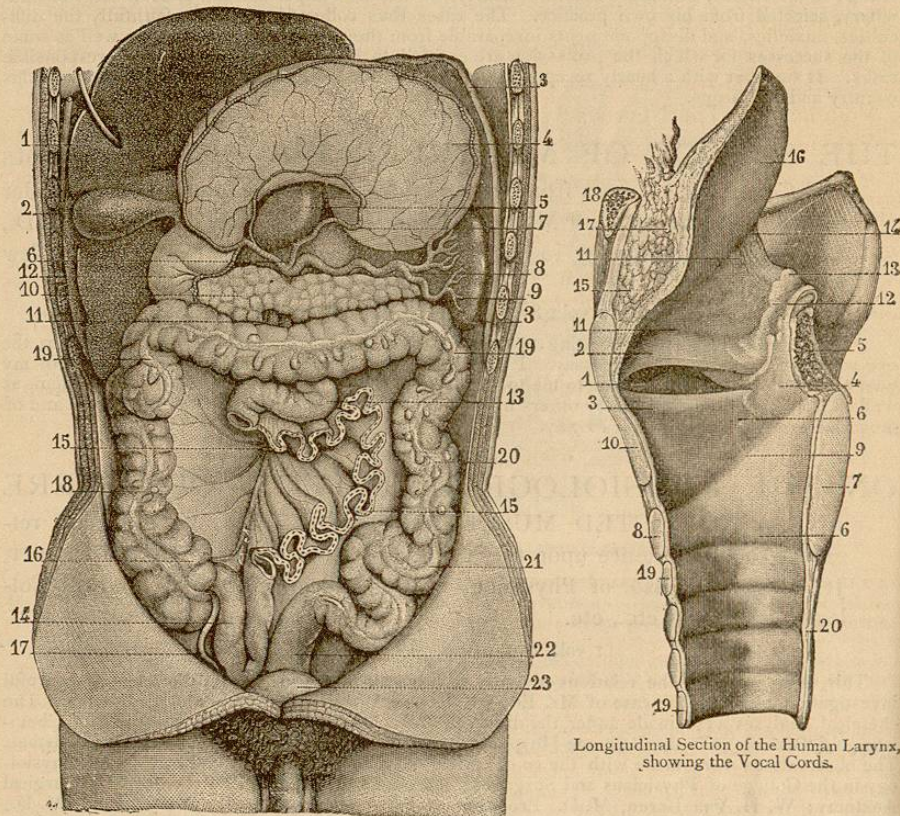
Fifth edition, revised and corrected. 1 vol., 12mo, 77 pp. Cloth, \$1.00.

The chief aim of this little work is to enable the busy practitioner to make for himself, rapidly and easily, all ordinary examinations of Urine; to give him the benefit of the author’s experience in eliminating little difficulties in the manipulations, and in reducing processes of analysis to the utmost simplicity that is consistent with accuracy.

“We do not know of any work in English so complete and handy as the Manual now offered to the Profession by Dr. Flint, and the high scientific reputation of the author is a sufficient guarantee of the accuracy of all the directions given.”—*Journal of Applied Chemistry.*

TEXT-BOOK OF HUMAN PHYSIOLOGY, for the Use of Students and Practitioners of Medicine. By AUSTIN FLINT, JR., M. D., Professor of Physiology and Physiological Anatomy in the Bellevue Hospital Medical College, New York; Fellow of the New York Academy of Medicine, etc.

Third edition. Revised and corrected. In one large 8vo volume of 978 pp., elegantly printed on fine paper, and profusely illustrated with three Lithographic Plates and 315 Engravings on Wood. Cloth, \$6.00; sheep, \$7.00.



Stomach, Pancreas, Large Intestine, etc.

Longitudinal Section of the Human Larynx, showing the Vocal Cords.

"The author of this work takes rank among the very foremost physiologists of the day, and the care which he has bestowed in bringing this third edition of his text-book up to the present position of his science is exhibited in every chapter."—*Medical and Surgical Reporter (Philadelphia)*.

"In the amount of matter that it contains, in the aptness and beauty of its illustrations, in the variety of experiments described, in the completeness with which it discusses the whole field of human physiology, this work surpasses any text-book in the English language."—*Detroit Lancet*.

"The student and the practitioner, whose sound practice must be based on an intelligent appreciation of the principles of physiology, will herein find all subjects in which they are interested fully discussed and thoroughly elaborated."—*College and Clin. Record*.

"We have not the slightest intention of criticising the work before us. The medical profession and colleges have taken that prerogative out of the

hands of the journalists by adopting it as one of their standard text-books. The work has very few equals and no superior in our language, and everybody knows it."—*Hahnemannian Monthly*.

"We need only say that in this third edition the work has been carefully and thoroughly revised. It is one of our standard text-books, and no physician's library should be without it. We treasure it highly, shall give it a choice, snug, and prominent position on our shelf, and deem ourselves fortunate to possess this elegant, comprehensive, and authoritative work."—*American Specialist*.

"Professor Flint is one of the most practical teachers of physiology in this country, and his book is eminently like the man. It is very full and complete, containing practically all the established facts relating to the different subjects. This edition contains a number of important additions and changes, besides numerous corrections of slight typographical and other errors."—*Ohio Medical Recorder*.

THE PHYSIOLOGY OF MAN. Designed to represent the Existing State of Physiological Science as applied to the Functions of the Human Body. By AUSTIN FLINT, JR., M. D., Professor of Physiology and Physiological Anatomy in the Bellevue Hospital Medical College, New York; Fellow of the New York Academy of Medicine, etc., etc.

New and thoroughly revised edition. In 5 vols., 8vo. Per volume, cloth, \$4.50; sheep, \$5.50.

Volume I. The Blood; Circulation; Respiration.

Volume II. Alimentation; Digestion; Absorption; Lymph and Chyle.

Volume III. Secretion; Excretion; Ductless Glands; Nutrition; Animal Heat; Movements; Voice and Speech.

Volume IV. The Nervous System.

Volume V. Special Senses; Generation.

"As a book of general information it will be found useful to the practitioner, and, as a book of reference, invaluable in the hands of the anatomist and physiologist."—*Dublin Quarterly Journal of Medical Science*.

"Dr. Flint's reputation is sufficient to give a character to the book among the profession, where it will chiefly circulate, and many of the facts given

have been verified by the author in his laboratory and in public demonstration."—*Chicago Courier*.

"The author bestows judicious care and labor. Facts are selected with discrimination, theories critically examined, and conclusions enunciated with commendable clearness and precision."—*American Journal of the Medical Sciences*.

SYPHILIS AND MARRIAGE. Lectures delivered at the St. Louis Hospital, Paris. By ALFRED FOURNIER, Professeur à la Faculté de Médecine de Paris; Médecin de l'Hôpital Saint-Louis. Translated by P. Albert Morrow, M. D., Physician to the Skin and Venereal Department, New York Dispensary, etc., etc.

1 vol., 8vo. Cloth, \$2.00; sheep, \$3.00.

"The book supplies a want long recognized in medical literature, and is based upon a very extended experience in the special hospitals for syphilis of Paris, which have furnished the author with a rich and rare store of clinical cases, utilized by him with great discrimination, originality, and clinical judgment. It exhibits a profound knowledge of its subject under all relations, united with marked skill and tact in treating the delicate social questions necessarily involved in such a line of investigation. The entire volume is full of information, mnemonically condensed into axiomatic 'points.' It is a book to buy, to keep, to read, to profit by, and to lend to others."—*Boston Medical and Surgical Journal*.

"This work of the able and distinguished French syphilographer, Professor Fournier, is without doubt one of the most remarkable and important productions of the day. Possessing profound knowledge of syphilis in all its protean forms, an unexcelled experience, a dramatic force of expression, untinged, however, by even a suspicion of exaggeration, and a rare tact in dealing with the most delicate problems, he has given to the world a series of lectures which, by their fascination of style, compels attention, and by their profundity of wisdom carries conviction."—*St. Louis Courier of Medicine and Colateral Sciences*.

"Written with a perfect fairness, with a superior ability, and in a style which, without aiming at effect, engages, interests, persuades, this work is one of those which ought to be immediately placed in the hands of every physician who desires not only to cure his patients, but to understand and fulfill his duty as an honest man."—*Lyon Médicale*.

"No physician, who pretends to keep himself

informed upon the grave social questions to which this disease imparts an absorbing interest, can afford to leave this valuable work unread."—*St. Louis Clinical Record*.

"The author handles this grave social problem without stint. A general perusal of this work would be of untold benefit to society."—*Louisville Medical News*.

"The subject is treated by Professor Fournier in a manner that is above criticism. Exhaustive clinical knowledge, discriminating judgment, and thorough honesty of opinion are united in the author, and he presents his subject in a crisp and almost dramatic style, so that it is a positive pleasure to read the book, apart from the absolute importance of the question of which it treats."—*New York Medical Record*.

"Every page is full of the most practical and plain advice, couched in vigorous, emphatic language."—*Detroit Lancet*.

"The subject here presented is one of the most important that can engage the attention of the profession. The volume should be generally read, as the subject-matter is of great importance to society."—*Maryland Medical Journal*.

"We can give only a very incomplete idea of this work of M. Fournier, which, by its precision, its clearness, by the forcible manner in which the facts are grouped and presented, defies all analysis. 'Syphilis and Marriage' ought to be read by all physicians, who will find in it, first of all, science, but who will also find in it, during the hours they devote to its perusal, a charming literary pleasure."—*Annales de Dermatologie et de Syphiligraphie*.

CYCLOPÆDIA OF PRACTICAL RECEIPTS, and Col-
lateral Information in the Arts, Manufactures, Professions, and Trades,
including Medicine, Pharmacy, and Domestic Economy. Designed as a
Comprehensive Supplement to the Pharmacopœia, and General Book of
Reference for the Manufacturer, Tradesman, Amateur, and Heads of Fam-
ilies. Sixth edition, revised and partly rewritten by RICHARD V. TUSON,
Professor of Chemistry and Toxicology in the Royal Veterinary College.

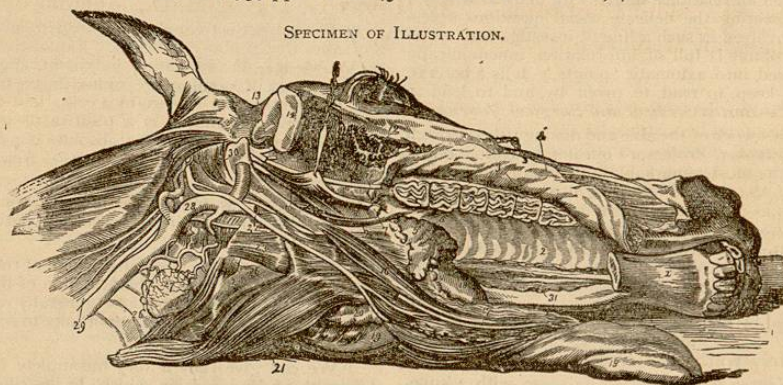
Complete in 2 vols., 1,796 pp. With Illustrations. Cloth, \$9.00.

Cooley's "Cyclopædia of Practical Receipts" has for many years enjoyed an extended reputa-
tion for its accuracy and comprehensiveness. The sixth edition, now just completed, is larger
than the last by some six hundred pages. Much greater space than hitherto is devoted to Hygiene
(including sanitation, the composition and adulteration of foods), as well as to the Arts, Pharm-
acy, Manufacturing Chemistry, and other subjects of importance to those for whom the work is
intended. The articles on what is commonly termed "Household Medicine" have been amplified
and numerically increased.

The design of this work is briefly but not completely expressed in its title-page. Independ-
ently of a reliable and comprehensive collection of formulæ and processes in nearly all the indus-
trial and useful arts, it contains a description of the leading properties and applications of the
substances referred to, together with ample directions, hints, data, and allied information, cal-
culated to facilitate the development of the practical value of the book in the shop, the laboratory,
the factory, and the household. Notices of the substances embraced in the *Materia Medica*, in
addition to the whole of their preparations, and numerous other animal and vegetable substances
employed in medicine, as well as most of those used for food, clothing, and fuel, with their econ-
omic applications, have been included in the work. The synonyms and references are other addi-
tions which will prove invaluable to the reader. Lastly, there have been appended to all the
principal articles referred to brief but clear directions for determining their purity and commercial
value, and for detecting their presence and proportions in compounds. The indiscriminate adop-
tion of matter, without examination, has been uniformly avoided, and in no instance has any formu-
la or process been admitted into this work, unless it rested on some well-known fact of science,
had been sanctioned by usage, or come recommended by some respectable authority.

**THE COMPARATIVE ANATOMY OF THE DOMES-
TICATED ANIMALS.** By A. CHAUVEAU, Professor at the Lyons Vet-
erinary School. Second edition, revised and enlarged, with the co-operation
of S. Arloing, late Principal of Anatomy at the Lyons Veterinary School;
Professor at the Toulouse Veterinary School. Translated and edited by
George Fleming, F. R. G. S., M. A. I., Veterinary Surgeon, Royal Engineers.

1 vol., 8vo, 957 pp. With 450 Illustrations. Cloth, \$6.00.



"Taking it altogether, the book is a very wel-
come addition to English literature, and great credit
is due to Mr. Fleming for the excellence of the trans-
lation, and the many additional notes he has ap-
pended to Chauveau's treatise."—*Lancet (London)*.

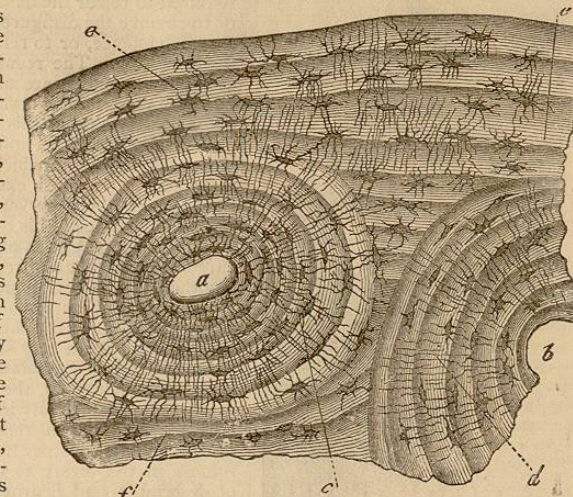
"The descriptions of the text are illustrated and

assisted by no less than 450 excellent woodcuts. In
a work which ranges over so vast a field of anatomical
detail and description, it is difficult to select any
one portion for review, but our examination of it
enables us to speak in high terms of its general ex-
cellence. . . ."—*Medical Times and Gazette (Lon-
don)*.

**THE HISTOLOGY AND HISTO-CHEMISTRY OF
MAN.** A Practical Treatise on the Elements of Composition and Struc-
ture of the Human Body. By HEINRICH FREY, Professor of Medicine in
Zurich. Translated from the fourth German edition, by Arthur E. J. Bar-
ker, Surgeon to the City of Dublin Hospital; Demonstrator of Anatomy,
Royal College of Surgeons, Ireland; and revised by the Author. With 680
Engravings.

1 vol., 8vo, 683 pp. Cloth, \$5; sheep, \$6.

CONTENTS.—The Elements
of Composition and of Structure
of the Body: Elements of Com-
position—Albuminous or Protein
Compounds, Hæmoglobin, Histo-
genic Derivatives of the Albu-
minous Substances or Albumi-
noids, the Fatty Acids and Fats,
the Carbo-hydrates, Non-Nitro-
genous Acids, Nitrogenous Acids,
Amides, Amido-Acids, and Or-
ganic Bases, Animal Coloring
Matters, Cyanogen Compounds,
Mineral Constituents; Elements
of Structure—the Cell, the Origin
of the Remaining Elements of
Tissue; the Tissues of the Body
—Tissues composed of Simple
Cells, with Fluid Intermediate
Substance, Tissues composed of
Simple Cells, with a small amount
of Solid Intermediate Substance,
Tissues belonging to the Con-
nective Substance Group, Tissues
composed of Transformed and,
as a rule, Cohering Cells, with
Homogeneous, Scanty, and more or less Solid Intermediate Substance; Composite Tissues: The
Organs of the Body—Organs of the Vegetative Type, Organs of the Animal Group.



Transverse Section of a Human Bone.

CONSERVATIVE SURGERY, as exhibited in remedying
some of the Mechanical Causes that operate injuriously both in Health and
Disease. With Illustrations. By HENRY G. DAVIS, M. D., Member of the
American Medical Association, etc., etc.

1 vol., 8vo, 315 pp. Cloth, \$3.

The author has enjoyed rare facilities for the study and treatment of certain classes of disease,
and the records here presented to the profession are the gradual accumulation of over thirty years'
investigation.

"Dr. Davis, bringing as he does to his specialty
a great aptitude for the solution of mechanical prob-
lems, takes a high rank as an orthopedic surgeon,
and his very practical contribution to the literature
of the subject is both valuable and opportune. We

deem it worthy of a place in every physician's li-
brary. The style is unpretending, but trenchant,
graphic, and, best of all, quite intelligible."—*Medi-
cal Record*.

YELLOW FEVER A NAUTICAL DISEASE. Its
Origin and Prevention. By JOHN GAMGEE.

1 vol., 8vo, 207 pp. Cloth, \$1.50.

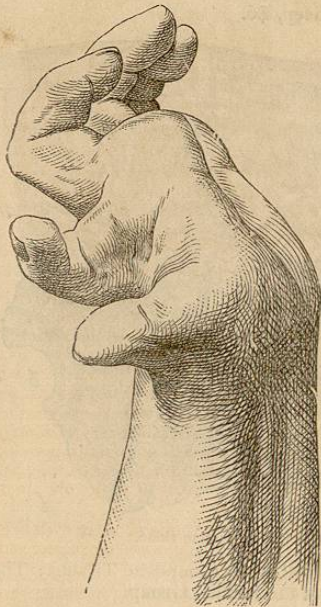
"The author discusses, with a vast array of clear
and well-digested facts, the nature and prevention
of yellow fever. The work is admirably written,
and the author's theories plausible and well sus-
tained by logical deductions from established facts."
—*Homœopathic Times*.

"The theory is certainly shown to be a plausible
one; and every reader, whether he be convinced or
not, can not but be interested, instructed, and set to
thinking."—*Lancet and Clinic*.

CONTRIBUTIONS TO REPARATIVE SURGERY, showing its Application to the Treatment of Deformities, produced by Destructive Disease or Injury; Congenital Defects from Arrest or Excess of Development; and Cicatricial Contractions following Burns. Illustrated by Thirty Cases and fine Engravings. By GURDON BUCK, M. D.

1 vol., 8vo, 237 pp. Cloth, \$3.

SPECIMEN OF ILLUSTRATION.



"There is no department of surgery where the ingenuity and skill of the surgeon are more severely taxed than when required to repair the damage sustained by the loss of parts, or to remove the disfigurement produced by destructive disease or violence, or to remedy the deformities of congenital malformation. The results obtained in such cases within the last half-century are among the most satisfactory achievements of modern surgery. The term 'Reparative Surgery' chosen as the title of this volume, though it may, in a comprehensive sense, be applied to the treatment of a great variety of lesions to which the body is liable, is, however, restricted in this work exclusively to what has fallen under the author's own observation, and has been subjected to the test of experience in his own practice. It largely embraces the treatment of lesions of the face, a region in which plastic surgery finds its most frequent and important applications. Another and no less important class of lesions will also be found to have occupied a large share of the author's attention, viz., cicatricial contractions following burns. While these cases have a very strong claim upon our commiseration, and should stimulate us, as surgeons, to the greatest efforts for their relief, they have too often in the past been dismissed as hopelessly incurable. The satisfactory results obtained in the cases reported in this volume will encourage other surgeons, we trust, to resort with greater fullness in the future to operative interference. Accuracy of description and clearness of statement have been aimed at in the following pages; and if, in his endeavor to attain this important end, the author has incurred the reproach of tediousness, the difficulty of the task must be his apology."—*Extract from Preface.*

THE CHEMISTRY OF COMMON LIFE. Illustrated with numerous Wood Engravings. By the late JAMES F. W. JOHNSON, F. R. S., Professor of Chemistry in the University of Durham. A new edition, revised and brought down to the Present Time. By Arthur Herbert Church, M. A., Oxon.

Illustrated with Maps and numerous Engravings on Wood. In one vol., 12mo, 592 pp. \$2.

SUMMARY OF CONTENTS.—The Air we Breathe; the Water we Drink; the Soil we Cultivate; the Plant we Rear; the Bread we Eat; the Beef we Cook; the Beverages we Infuse; the Sweets we Extract; the Liquors we Ferment; the Narcotics we Indulge in; the Poisons we Select; the Odors we Enjoy; the Smells we Dislike; the Colors we Admire; What we Breathe and Breathe for; What, How, and Why we Digest; the Body we Cherish; the Circulation of Matter.

THE TONIC TREATMENT OF SYPHILIS. By E. L. KEYES, A. M., M. D., Adjunct Professor of Surgery and Professor of Dermatology in the Bellevue Hospital Medical College, etc.

1 vol., 8vo, 83 pp. Cloth, \$1.

"My studies in syphilitic blood have yielded results at once so gratifying to me, and so convincing as to the tonic influence of minute doses of mercury, that I feel impelled to lay this brief treatise before the medical public in support of a continuous treatment of syphilis by small (tonic) doses of mercury. I believe that a general trial of the method will, in the long run, vindicate its excellence."—*Extract from Preface.*

A PRACTICAL TREATISE ON TUMORS OF THE MAMMARY GLAND: embracing their Histology, Pathology, Diagnosis, and Treatment. By SAMUEL W. GROSS, A. M., M. D., Surgeon to, and Lecturer on Clinical Surgery in, the Jefferson Medical College Hospital and the Philadelphia Hospital, etc.

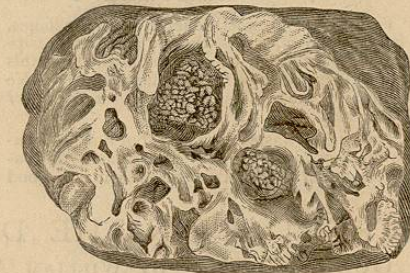
In one handsome 8vo vol. of 246 pp., with 29 Illustrations. Cloth, \$2.50.

"The work opportunely supplies a real want, and is the result of accurate work, and we heartily recommend it to our readers as well worthy of careful study."—*London Lancet.*

"We know of no book in the English language which attempts to cover the ground covered by this one—indeed, the author seems to be the first who has sought to handle the whole subject of mammary tumors in one systematic treatise. How he has succeeded will best be seen by a study of the book itself. In the early chapters the classification and relative frequency of the various tumors, their evolution and transformations, and their etiology, are dealt with; then each class is studied in a separate chapter, in which the result of the author's work is compared with that of others, and the general conclusions are drawn which give to the book its great practical value; finally, a chapter is devoted to diagnosis, one to treatment, and one to the tumors in the mammary gland of the male."—*New York Medical Journal.*

"We heartily commend this work to the profession, knowing that those who study its pages will be well repaid and have a better understanding of what to the average practitioner is obscure and unsatisfactory."—*Toledo Medical and Surgical Journal.*

"Dr. Gross has produced a work of real and permanent value; it is not overstating the truth to say that this little volume is probably the best contribution to medical science which the present year has brought forth. We believe that the author has



Cystic Encephaloid Carcinoma.

done what he has set out to do, viz., constructed a systematic and strictly accurate treatise on mammary tumors, and brought to his task all the light afforded by the most recent investigations into their pathology."—*St. Louis Clinical Record.*

"This book is a real contribution to our professional literature; and it comes from a source which commands our respect. The plan is very systematic and complete, and the student or practitioner alike will find exactly the information he seeks upon any of the diseases which are incident to the mammary gland."—*Obstetrical Gazette.*

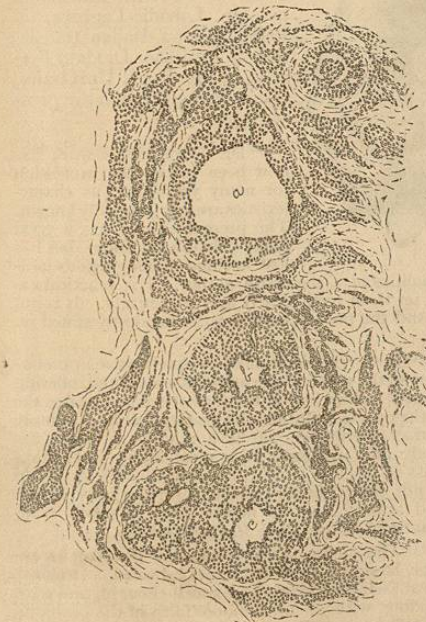
"Altogether, the work is one of more than ordinary interest to the surgeon, gynecologist, and physician."—*Detroit Lancet.*

"The work is at once original, scientific, and practical. Its histology will receive the careful attention of the specialist; the surgeon will find it a guide and help; while the general practitioner, who would be informed, and desires to know what will be taught in our text-books and in our colleges, must study it. It is an effort that will add new honor to an honorable name, and of which we, as Americans, may all be proud as an example of original work and investigation."—*Buffalo Medical and Surgical Journal.*

"Dr. Gross has given to the profession, in his 'Treatise on Tumors of the Mammary Gland,' one of the most useful and original surgical works of the nineteenth century. It is but honest and just praise to say that in this treatise the author shows himself the intellectual peer of his great father, America's great surgeon."—*Louisville Medical News.*

"A treatise based upon the systematic analysis of so large an amount of material can not fail to recommend itself to the intelligent surgeon, especially as it, so far as we know, is the only recent work published which affords any trustworthy information on this important subject. The author shows an intimate knowledge of the investigations of others, and refers to them frequently throughout the work, a fact which materially adds to its value."—*Philadelphia Medical and Surgical Reporter.*

"He deserves the thanks of the profession for his bold and direct opinions, and doubtless in the future the general surgical practitioner will attack these tumors with more painstaking, and with more confidence in the results."—*North Carolina Medical Journal.*



Development of Carcinoma.