

Nerves of the Human Body.

With Diagrams. By ALFRED R. HUGHES, Bachelor of Medicine and Master in Surgery of the University of Edinburgh, etc. 4to. Cloth. Thirty-two pages. \$3.00.

The object of this work is to lighten the task of the students of medicine in acquiring a knowledge of the nerves of the human body. The diagrams are neatly and carefully drawn, and some of the plates are printed in colors, so that the nerves entering into the formation of the plexuses may be distinguished. The letter-press is concise, and purports to give a simple statement of the origins and distributions of the various nerves.

Complete Medical Pocket Formulary,

AND PHYSICIAN'S VADE-MECUM. Containing upwards of 2500 Prescriptions, collected from the Practice of Physicians and Surgeons of Experience, American and Foreign, arranged for Ready Reference under an Alphabetical List of Diseases. Also a Special List of New Drugs, with their Dosage, Solubilities, and Therapeutical Applications; together with a Table of Formulæ for Suppositories; a Table of Formulæ for Hypodermic Medication; a List of Drugs for Inhalation; a Table of Poisons, with their Antidotes; a Posological Table; a List of Incompatibles; a Table of Metric Equivalents; a Brief Account of External Antipyretics, Disinfectants, Medical Thermometry, the Urinary Tests; and much other useful information. Collated for the Use of Practitioners by J. C. WILSON, A.M., M.D. 262 pages. Bound in leather, pocket-book form. \$2.00. (Size of book, 3¾ x 8 inches.)

"This is a compact and exhaustive compilation of the favorite prescriptions of physicians eminent in their profession, and must prove of inestimable value to practitioners who find little time for the thorough reading of large text-books. The author is clearly to be congratulated on his presentation of the subject-matter and on his judicious selection of formulas. It contains a fairly full list of the solubilities and therapeutic applications of new drugs, besides a brief account of external antipyretics and urinary tests. The book is one which can be recommended with confidence to all desirous of rendering themselves familiar with the application and posology of special and general medicaments."—*Pharmaceutical Record, New York.*

Diseases of the Kidneys and Bladder.

A Text-Book for Students of Medicine. By W. F. McNUTT, M.D., M.R.C.S. Ed., L.R.C.P. Ed., Professor of the Principles and Practice of Medicine, University of California. Crown 8vo. Cloth. \$2.50.

The medical student alone will value at its full worth this exhaustive text-book on a topic scarcely ever before treated with such thoroughness. There have been innumerable writers on special diseases of the kidneys, and the subject necessarily forms a part of all comprehensive works on pathology. But a single volume devoted to this theme in all its varying phases, and prepared by an eminent specialist, is a convenience which every owner of a medical library will consider essential to his collection, no matter how full his shelves may be of the less complete material.



*For sale by all Booksellers, or will be sent, free of expense, by the Publishers, on receipt of price.

J. B. LIPPINCOTT COMPANY,

715 and 717 Market Street, Philadelphia.

MEDICAL AND SURGICAL WORKS

PUBLISHED BY

J. B. LIPPINCOTT COMPANY,

715 and 717 Market Street, Philadelphia.

J. B. Lippincott Company's Publications may be had through Booksellers in all the principal cities of the United States and Canada, or any book will be sent, post-paid, by the publishers, upon receipt of price, or will be forwarded by express, C. O. D., upon receiving a remittance of 25 per cent. of the amount ordered. Money should be remitted by postal note, money order, registered letter, or bank draft. A complete Catalogue of publications, including works in all branches of literature, will be forwarded to any address upon application.

J. B. LIPPINCOTT COMPANY'S
Catalogue of Medical and Surgical Works.

THOMAS'S MEDICAL DICTIONARY. A COMPLETE PRONOUNCING MEDICAL DICTIONARY. Embracing the Terminology of Medicine and the kindred Sciences, with their Signification, Etymology, and Pronunciation. With an Appendix, comprising an Explanation of the Latin Terms and Phrases Occurring in Medicine, Anatomy, Pharmacy, etc.; together with the Necessary Directions for Writing Latin Prescriptions, etc., etc. By JOSEPH THOMAS, M.D., LL.D., Author of the System of Pronunciation in Lippincott's "Pronouncing Gazetteer of the World," and "Pronouncing Dictionary of Biography and Mythology." On the basis of Thomas's "Comprehensive Pronouncing Medical Dictionary."

Imperial 8vo. 844 pages. Extra cloth, \$5.00; sheep, \$6.00.

The aim in the preparation of this work has been not only to embrace within a convenient compass a definition of all terms in medicine and the allied sciences with which the practitioner or medical student should be familiar, but also to combine therewith much other information not usually found in similar works, but yet necessary to a perfect dictionary for the profession. Thus, coupled with the definitions of the terms, are given, whenever practicable, the Latin and Greek words from which the terms are derived, by this means adding greatly to the clearness of the definitions. Another marked peculiarity of the volume is the pronunciation of the terms, a feature hitherto unattempted in any work of the kind (except in a smaller volume by the same author), and one which cannot but be of great importance to students, especially to those not well versed in the dead languages. Embraced in the volume will also be found, in the form of an Appendix, an "Explanation of Latin Terms, Phrases," etc.; remarks "On Writing Prescriptions;" a complete "Table of Doses;" a table of "Chemical Symbols;" a "Table of the Orders and Families of the Living Mammalia;" a table of "Metric Weights and Measures," etc.—all of which, it is believed, will add much to the practical value of the work.

TESTIMONIALS.

"I have examined it with especial reference to the materia medica and therapeutics, and find it greatly in advance of anything of the kind we have had for a number of years. In fact, a need existed for just such a book, and I will certainly recommend it to my class as the best of its kind. Its unquestioned merits will soon supplant all others."—Prof. J. A. MCCORKLE, Long Island College Hospital, Brooklyn, N.Y.

"It is just the book for a medical or any other student, and it should be in the office of every physician. This dictionary supplies a place that has never been filled. I have looked it through and find all the new words that I have sought."—Prof. A. F. PATTON, College of Physicians and Surgeons, Boston, Mass.

"There has been real need of a work of this kind, and after a careful examination of the

manner in which the author has performed his laborious task, we have no hesitation in saying that he has succeeded in presenting a medical dictionary which, for the daily use of the student or the practitioner, is superior to any other in the language."—Canada Medical Record.

"No better testimonial to the value of the work can be given than the following from Dr. J. Gibbon Hunt, the distinguished microscopist: 'To me the work is invaluable. I am astonished at its fulness of all recent words which the modern advance of medical science has introduced. Of course I cannot conceive the learning and great labor which could edit such a complete, thorough, and admirable volume.' We can add nothing further save that the book should be in the hands of every physician and every student in the land."—St. Joseph Med. Herald.

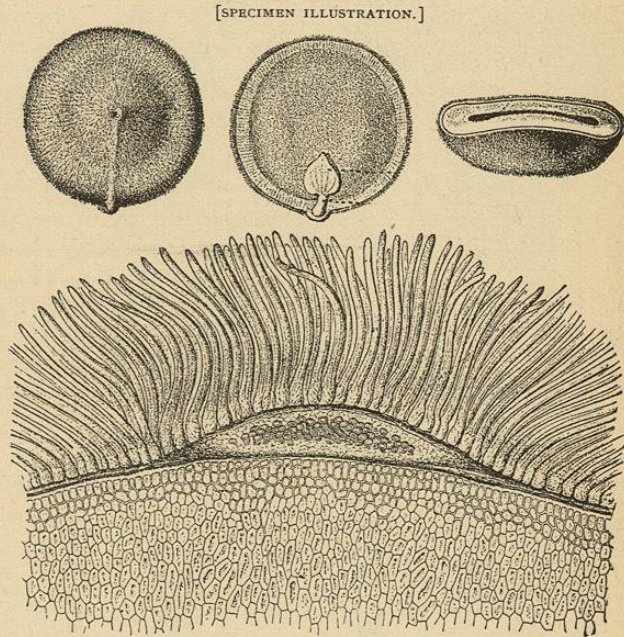
J. B. Lippincott Company's Medical and Surgical Works.

UNITED STATES DISPENSATORY. New (16th) edition. Illustrated. Carefully revised and rewritten by H. C. WOOD, M.D., LL.D., JOSEPH P. REMINGTON, Ph.M., F.C.S., SAMUEL P. SADTLER, Ph.D., F.C.S. Containing more than 800 pages of new material. Green title label distinguishes the binding of the sixteenth edition.

Cloth, extra, \$7.00; best leather, raised bands, \$8.00; half russia, raised bands, \$9.00. For facility of reference, Denison's Patent Index will be inserted for \$1.00 additional to these prices.

The sixteenth edition contains over 800 pages of new material, including the latest information about the mydriatic alkaloids, the new anti-pyretics, antiseptics, etc. The National Formulary has also been incorporated, and the gain to both authorities of having their valuable information connected, so that whilst working from a formula the operator may have a reference to the article on the subject in the Dispensatory, is one that every practical pharmacist will thoroughly appreciate.

The work is recognized by the government of the United States as the standard work of reference, and is endorsed and universally used by colleges of medicine and pharmacy and State examining boards.



Nux Vomica.

PRESS COMMENTS.

"The work is well worthy of appreciation on the part of all interested in the progress of medicine and pharmacy, and we bespeak for it not merely a place upon the bookshelf of every pharmacist, but a careful perusal, as embracing much that is important in the way of current information, and as containing valuable matter as a work of ready and convenient reference."—Druggist's Journal.

"There is but one book used more every day by the practising physician than the dispensatory, and that is the dictionary. Both are reference works, and to be without either would be very much like attempting to walk on one still. While it has been but half a decade since the issue of the last edition of the U. S. Dispensatory, the marvellous activity of the delvers in medical science has given the revisers of this great work a goodly amount of new material to scan, and place it where it will do the most good in this large volume."—Cincinnati Lancet-Clinic.

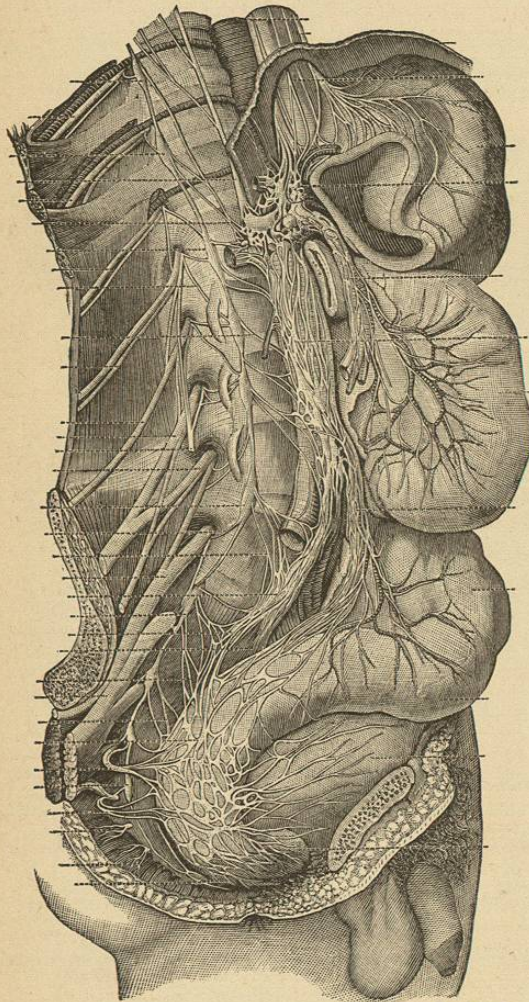
"The book is bound to have an enormous sale, as it is a positive necessity to all who wish a complete compendium of drugs and medicines."—Minneapolis Medical Journal.

"This is undoubtedly the most important edition of this voluminous and indispensable work yet issued; not because it is the latest, but because it has gathered within its capacious limits everything that is new in materia medica or therapeutics, chemistry, and pharmaceutical research."—Philadelphia Clinical Record.

"We commend this work as a most valuable addition not only to pharmaceutical literature, but to the medical profession as almost invaluable. Its literature, its chemistry, and its pharmacy are fully up to any similar work here or abroad of its kind, and the high standard of excellence in the past is only enhanced by the thoroughly reliable and trustworthy work of the present edition."—Pharmaceutical Record.

AN ELEMENTARY TREATISE ON HUMAN ANATOMY. By JOSEPH LEIDY, M.D., Professor of Anatomy in the University of Pennsylvania, etc., etc.

New (second) edition, rewritten and enlarged. Containing 495 illustrations. 8vo. Extra cloth, \$4.00; sheep, \$5.00.



In the preparation of this great work, Dr. Leidy has given special attention to those parts of the human body, a minute knowledge of which is essential to the successful practitioner of surgery and medicine. The names in most text-books are given in Latin; the author, however, has as far as possible used an English equivalent for such names, the Latin being given in foot-notes. Various other improvements, such as long experience has suggested, have also been made in the nomenclature of the science. The illustrations are numerous and largely original, and prepared in the best style of the engraver's art. As most of the recent text-books of anatomy are very cumbersome, the condensation of this volume is a feature of great merit. The first edition of the work, which has been out of print for many years, was very highly esteemed, and old copies have long commanded extravagant prices. The present edition (entirely rewritten) presents the ripe fruits of Dr. Leidy's experience of many years of successful labor as a teacher and as an original observer and discoverer in anatomical science, and the work will be everywhere recognized as the leading authority on the subjects of which it treats.

TESTIMONIALS.

"I am well pleased with the simple manner in which the complex subject is handled. I very much like, too, the way in which the scientific names of parts, etc., are used, as in most of our anatomical text-books this has proved a source of much trouble and discouragement to those beginning to study. I shall recommend the book to my classes."—W. E. BLOYER, M.D., Professor of Anatomy, Eclectic Medical Institute, Cincinnati, Ohio.

"After a thorough inspection I am pleased to pronounce *Leidy's Anatomy* a most excellent work. It covers the entire field in a masterly manner, and deals with subjects entirely overlooked by other authors. It will afford me much pleasure to introduce it not only in my school, but to recommend it to the profession in general."—S. F. CARPENTER, Northwest Medical College, St. Joseph, Mo.

PRESS COMMENTS ON LEIDY'S ANATOMY.

"The earlier edition of this work was always regarded as a most excellent and reliable standard of authority. The present edition is rewritten, and has the advantage of riper years of experience as a teacher, and therefore is presented in still better form than ever. It can be most highly commended for its clear, terse language, descriptive of all that is desirable not only for the student but for the professional, and yet tangible to the less skilled reader. The illustrations are profuse and admirably done; the press work of the very best."—*N.Y. Pharmaceutical Record*.

"Professor Leidy again presents to medical practitioners and students a treatise on human anatomy that at once commands the attention and admiration of all who are at all familiar with the subject. Most of the plates are original, and

in common with the text are very beautiful to behold. The work is a complete illustration of the method of teaching anatomy adopted by a leading scientist, and one of America's best known professors of anatomy. This is one of the books that should be in the library of every practitioner of medicine and surgery."—*Lancet-Clinic*, Cincinnati, O.

"The student can master and retain a practical knowledge of anatomy in a shorter time and with less hard work from this text-book than from any other work extant, and it has been our privilege to teach anatomy for several years."—*Medical Advance*, Ann Arbor, Mich.

"We know of no book that could take its place, as it is written by a most distinguished anatomist. It has traits that no other work on the subject can boast of."—*St. Louis Medical Brief*.

MICRO-CHEMISTRY OF POISONS, including their Physiological, Pathological, and Legal Relations. With an Appendix on the Detection and Microscopic Discrimination of the Blood. Adapted to the Use of the Medical Jurist, Physician, and General Chemist. By THEODORE G. WORMLEY, M.D., Ph.D., LL.D., Professor of Chemistry and Toxicology in the Medical Department of the University of Pennsylvania.

A new, revised, and enlarged edition, with 96 illustrations upon steel. Large 8vo. Extra cloth, \$7.50; sheep, \$8.50.


PRESS COMMENTS.

"It would be difficult, if not impossible, to speak in terms of too high praise of this beautiful work. The arrangement is systematic, the author's style clear, and the whole subject is minutely and thoroughly treated. The plates, sixteen in number, all from steel engravings, are, without exception, admirably executed, and constitute a most important feature in a work which, even without them, would have made its mark."—*Medical Times and Gazette*, London

"The chemical tests are admirably arranged, and the illustrations on steel, nearly one hundred in number, are marvels of accurate work. On the whole, it is a good book, and will be found of great value in medico-legal investigations."

—*London Lancet*.

"We commend it as the best as well as the only exhaustive work on the subject, and advise

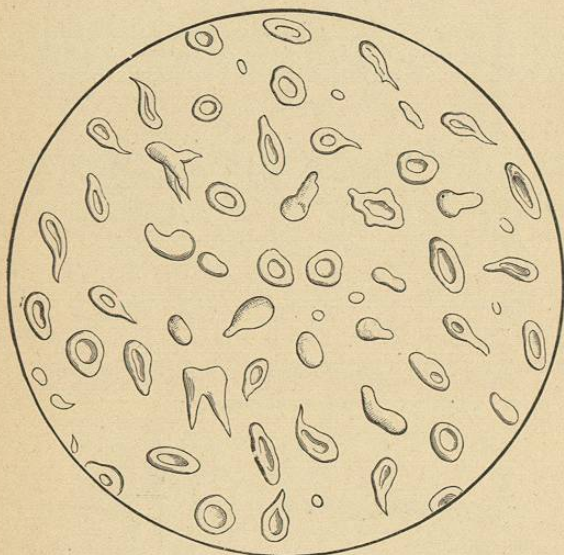


Apparatus for the detection of Antimony.

its purchase by any who have occasion to examine the subject of toxicology, either as student, teacher, or on the legal side of the matter."—*New York Pharmaceutical Record*.

MEDICAL DIAGNOSIS, WITH SPECIAL REFERENCE TO PRACTICAL MEDICINE. A GUIDE TO THE KNOWLEDGE AND DISCRIMINATION OF DISEASES. By J. M. DA COSTA, M.D., LL.D., Professor of Practice of Medicine and of Clinical Medicine at the Jefferson Medical College, Philadelphia; Physician to the Pennsylvania Hospital, etc.

Seventh Edition. Revised and Enlarged. Illustrated with numerous Engravings. 8vo. Cloth, \$6.00; sheep, \$7.00; half Russia, \$7.50.



Blood in pernicious anemia.
[Illustration from chapter on "Diseases of the Blood."]

new matter has been incorporated. A number of wood-cuts have been added in illustration, especially of such micro-organisms as have been proved to be of practical significance in diagnosis. All the illustrations are original, and many are from sketches, or at least are based on sketches, taken directly from cases of interest.

PRESS COMMENTS ON THE SIXTH EDITION.

"As the work of a clear thinker and acute observer it must always be a favorite book of reference with the thinking and reading portion of the medical community. We know of no book in medical literature which is more helpful than this one to a young practitioner."—*New York Medical Journal*.

"A very excellent treatise upon the subject is presented, than which no better exists in the language."—*Cincinnati Medical News*.

"Da Costa's work is well known and highly and justly esteemed in England as in America. It is too firmly established, and its value too thoroughly recognized, to need a word *pro* or *con*."—*London Medical Times and Gazette*.

"It is a book which every practitioner needs as an assistant in the discrimination of diseases, and for a reference in such cases as are constantly arising, wherein there is doubt as to their positive diagnosis. To be a good diagnostician is more than half the battle in the treatment of disease; and a thorough knowledge of the topics treated of in this work is certain to add to the success of him who gains it. It is a treatise as necessary to the physician as his anatomy or materia medica, and none should be without it."—*New Orleans Medical and Surgical Journal*.

"The book before us is the work of the first diagnostician in America. It is the best book on diagnosis extant."—*The American Practitioner*.

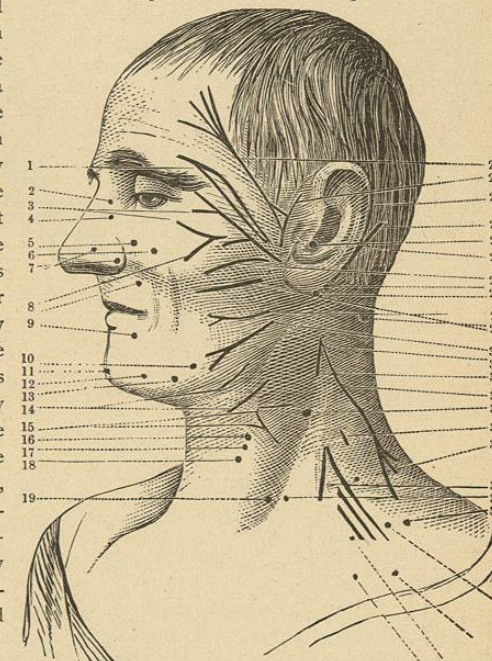
UNIVERSITY OF PENNSYLVANIA
LIBRARY

THERAPEUTICS: ITS PRINCIPLES AND PRACTICE. A work on Medical Agencies, Drugs, and Poisons, with Especial Reference to the Relations between Physiology and Clinical Medicine. By H. C. WOOD, M.D., LL.D., Professor of Materia Medica and Therapeutics, and Clinical Professor of Diseases of the Nervous System in the University of Pennsylvania.

Eighth edition, rearranged, rewritten, and enlarged. 8vo. Cloth, \$6.00; sheep, \$6.50.

Scarcely three years have elapsed since the appearance of the seventh edition, yet the preparation of the present volume has necessitated a careful study by its author of more than seven hundred memoirs. In the present edition no revolutionary changes have been made comparable to those of the seventh revision, but great care has been exercised to see that every portion of the work has been thoroughly revised, and a number of the articles have been completely rewritten, while some new drugs have been noticed. Among those portions of the book which are practically new may be mentioned, as important, the whole subject of Anæsthetics, the articles upon Cocaine, Strophanthus, Caffeine, Antipyrin, Antifebrin, Phenacetin, Hydrastine, Paraldehyd, Lead-Poisoning, etc. Among the absolutely new articles may be mentioned Sulphonal, Chloralamid, Aristol, and others.

[SPECIMEN ILLUSTRATION.]



PRESS COMMENTS ON THE SEVENTH EDITION.

"This book should be in the hands of all who wish a safe and reliable treatise on the subject of therapeutics."—*Southern Clinic, Richmond, Va.*

"Although always a favorite for the conciseness of the text and the reliability of therapeutic teaching, in its new dress it has excelled itself, and is likely to hold its own against all rivals."—*Wilmington (N.C.) Medical Journal*.

"We doubt if any work published on the subject of Therapeutics has proved as popular on this continent as this. We have for years had a very high opinion of Wood's 'Therapeutics,' and we are pleased to notice in the present volume that the distinguished author is keeping fully up to the times. We can recommend this book with great confidence, as being a safe and reliable guide to the senior medical student and the general practitioner."—*Practitioner, Toronto, Canada*.

"As a work of reference it will form a most valuable addition to the library of every member of the medical profession."—*Edinburgh Medical Journal*.

"Taken all in all, we have little hesitation in pronouncing this the most reliable work on therapeutics in the English language."—*Philadelphia Medical Times*.

"As a whole, for both practitioner and student, it is in our judgment the best work in the English language upon the subject of which it treats."—*The Sanitarian*.

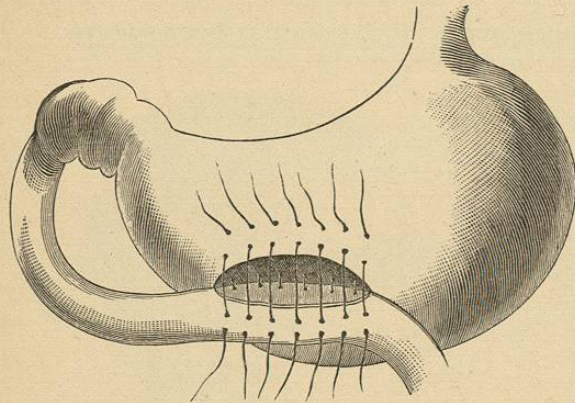
"It is a work of condensed matter and onerous labors, without a single line of useless verbiage or tautological sentence, bringing before the examiner's mind the pith and fulness of the old professional acumen, and brought up to the times by most modern additions."—*St. Louis Medical Journal*.

FAC. DE MED. U. A. N. L.
BIBLIOTECA

THE PRINCIPLES AND PRACTICE OF SURGERY.

Being a Treatise on Surgical Diseases and Injuries. By D. HAYES AGNEW, M.D., LL.D., Professor of Surgery in the Medical Department of the University of Pennsylvania.

Revised Edition of 1890. Three volumes. 8vo. Price per volume: Extra cloth, \$7.50; sheep, \$8.50; half Russia, \$9.00.



Venesections, General Considerations with regard to Operations, Anæsthetics, Amputation, Shock, Traumatic Fever, Furunculus, Phlegmon or Boil, Injuries and Diseases of the Genito-Urinary Organs, Surgical Diseases of Women, Surgical Affections of the Spinal or Dorsal Region, Malformation of the Head from Effusion, Surgical Diseases of the Mouth.

VOLUME III. contains 900 pages, with 475 illustrations, embracing Surgical Diseases of the Larynx and Trachea, Diseases and Injuries of the Nose, the Naso-Pharyngeal Region and the Associate Parts, Diseases and Injuries of the Eye and its Appendages, Diseases and Injuries of the Ear, Malformations and Deformities, Tenotomy in the Treatment of Orthopædia, Affections of the Muscles, Tendons, Bursæ, and Aponeuroses, Surgical Affections of the Nerves, Surgical Affections of the Lymphatic System, Skin, and Subcutaneous Connective Tissue, Syphilis, Tumors, Diseases of the Mammary Glands, Electro-Therapeutics as applied to Surgery, Massage.

PRESS COMMENTS.

"It is wonderful, and yet it is never verbose, but always concise; never rambling, but always practical. The matter is good,—all good,—and the complete work will be not only a monument of personal patience and literary effort, but, all things considered, the best standard text-book on surgery in the English language."—*New York Medical Journal*.

"This great work bears a favorable comparison with the most famous systems of surgery that have been issued by a wonderfully prolific press that has been literally and constantly fed by the best writers of any age on any subject pertaining to our art. As we turn the leaves of the three great volumes we feel a personal glow of pride in that they are fitting representatives of the labors of an American surgeon. The cuts and the printing deserve special mention for their excellence."—*Cincinnati Lancet-Clinic*.

"The second edition of this excellent text-book on surgery has just made its appearance.

It embodies the long valuable experience of one of the most distinguished surgeons and teachers of surgery in America. Unlike many of our text-books, it is not a mere compilation of the views and observations of others, but every page bears the imprint of one who is not only a careful and wise observer himself, but a competent and impartial critic of the work of others."—*New York International Journal of Surgery*.

"The style of this treatise is admirably simple, clear, and concise,—qualities which are often, in technical books, conspicuous by their absence. None need ever read a sentence a second time in order to understand its meaning or to perceive its connection with what precedes or follows. . . . The whole field of surgery is surveyed by a master mind. Each chapter is pregnant with wisdom, and the physician who daily turns the pages of 'Agnew's Surgery' need have no fear of ever wandering far astray from the safe path of treatment."—*Philadelphia Medical Bulletin*.

DISEASES OF THE SKIN. A PRACTICAL TREATISE ON

DISEASES OF THE SKIN. By LOUIS A. DUHRING, M.D., Professor of Skin Diseases in the Hospital of the University of Pennsylvania, Dermatologist to the Philadelphia Hospital, Consulting Physician to the Dispensary for Skin Diseases, Philadelphia; author of "Atlas of Skin Diseases."

[SPECIMEN ILLUSTRATION.]

Thoroughly revised and improved. 8vo. Illustrated. Extra cloth, \$6.00; sheep, \$7.00.

This work is essentially practical, being presented to the reader in a condensed, though thoroughly simple and intelligent form. While the author has given due prominence to the methods most approved of by dermatologists at large, he has carefully avoided all questions of theory and points of discussion, and has brought forward more particularly the remedies and modes of treatment which have proved of the greatest benefit in his own personal experience. The new edition has undergone careful revision, and many new and important additions have been made.

PRESS COMMENTS.

"We regard it as the most complete and satisfactory work on dermatology in the English language, and most heartily commend it to the practitioner and the student."—*Boston Medical and Surgical Journal*.

"It is seldom our good fortune to meet with so satisfactory a book as the present one. In its clearness of description, its terseness and comprehensiveness, it is certainly exceptional, and it will for years take high rank as a hand-book for diseases of the skin."—*New York Medical Record*.

"Dr. Duhring gives the plainest evidence that he is a large-minded, well-read, and accomplished dermatologist. He may fairly be congratulated on having produced a most readable and trustworthy text-book."—*The London Medical Record*.

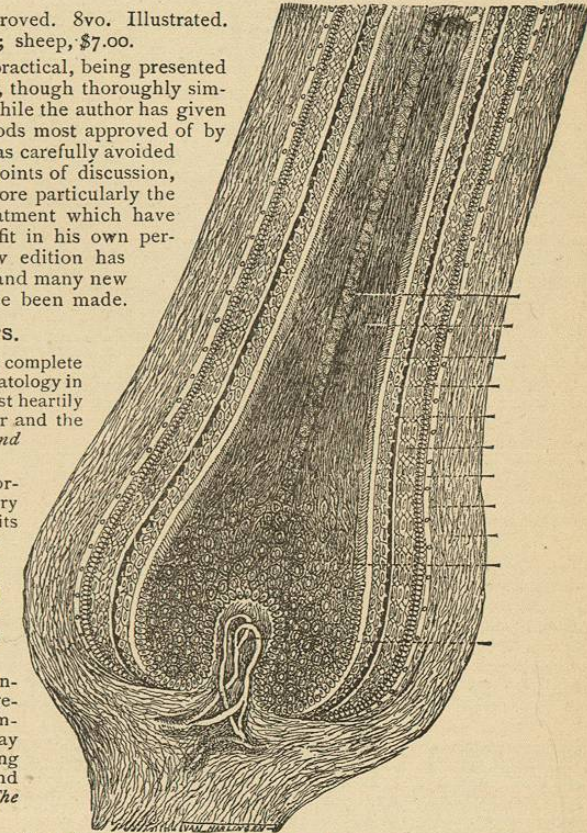


FIG. IV.—THE HAIR AND THE HAIR-FOLLICLE.

AN ATLAS OF SKIN DISEASES. By LOUIS A. DUHRING, M.D., author of "Diseases of the Skin," etc.

With Table of Contents, and Classification of Diseases Treated in the entire work. Royal Quarto. Contains thirty-six full-page plates, and explanatory text of the case represented. In one volume. Large 4to. Half morocco, \$25.00.

The Atlas consists of a series of ORIGINAL, nearly life-size, chromo-lithographic illustrations, painted from life, representing the MOST IMPORTANT DISEASES MET WITH IN THE UNITED STATES.

PRESS COMMENTS.

"The Atlas is a credit to the author as a dermatologist, to the artists who have worked so faithfully upon it, and to the publishers for the excellence of its general appearance, and deserves the most liberal support from the profession."—*American Journal of the Medical Sciences*.

"The Atlas, in its completed form, is the best and cheapest atlas of skin diseases with which we are acquainted, and reflects the utmost credit upon its author and its publishers."—*Dublin Journal of Medical Science*.